

Plastic Components

Fixings,
Fastenings,
Components





Screws

1-4



Threaded Rod

5



Nuts

5



Polycarbonate Screws & Nuts

5



Screws and Nuts Kit Press Locks & Knobs

6



Nut & Bolt Protection Caps

7



Flat Washers

8-9



EPDM Washers Spring Washers Sealing Washers

10



Retaining Ring and Cup Washers

11



Screw Cap, Finishing and countersunk Washers

12-13



Insulating Washers Washer Kits

14-16



Spacers clearance, self retaining and covered

17-19



Threaded, Metric, Imperial and Hex Spacers

20-22



Panel Clamps Spacers Kit

22-25



Post & Screw Rivets

26



Snap and push lock Rivets

27



Two Piece rivets, Ratchet Mini Rivets and Mini Rivets

28



Push Clips

29



Anchor Rivets

29



Pop Rivets

30



Panel Clips Push in Fasteners, Snap, Arrow and Keyhole Clips

31-32




Barbed Clips Panel Latch

33-35



Binder Screws Book Screws

36



Sign Fastener

37



Screw and Rivet Caps Rivets Kit

38



Grommet Nuts

39



Screw Anchors

39



Ceiling Hooks

40



Snap Hooks

40



Quickey Fastener

40



Suction Cups Magnetic Hooks

41



Pop Rings

42



Magnetic Tape Steel Tape

42



Bumpers & Feet

43-44



Non Locking Hole Plugs

45



Hole Plugs - Bung Type

45



Locking Hole Plugs

46



Pipe Plugs

46



Tube Inserts

47-50




Polyethylene Grommets

51



Polyethylene Blanks

51



Grommet Strip

51



Rubber Grommets

52



Blanking Grommets

52




Liquid Tight Plugs

53



Two Piece Grommet

53



Stepped Grommet

53



Rubber Strain Relief

53



Lamp Snap Bushes

53



Desk Grommets

54



Insulating Bushes

54



Insulating Bushes Adjustable

55



Open Close Bushes

55



Vent Plugs

55



Window Plugs Assorted Kits

55-57



Strain Relief Bushes

58



Cable Glands

59



Right Angle Cable Gland

59



Metric Integral Claw Type

60



Metric Strain Relief Type

60



Metric Reduction Fittings

60



Metric Screw Plugs

60




Standard Strap Cable Ties

61-62




Releasable Cable Ties

63



Misc. Cable Ties Beaded, Push Mount, Chassis Mount, Long Strap

64



Security & Velcro Ties

65



Twist Ties Cable Tie Guns

66-67



Tomato Clips

67




Winkler Fastening Hooks Nail in Cable Tie

68



Winkler Fastening Large, SquareDowel and Soil Anchors

69



Spiral Wrap Cabling

70



Fibre Optic Cable Mount

70



Split Loom

71



Barb Lock & Adhesive Mount Twist Ties

71



Cable Tie Mounts

72



'P Clips & Cable Clamps

73



U Clamp Spring Clip and Cable Tie

74



P Clips Kit

75



Hose Clamps

76




Hose Clamps

77



Nail-in Clips

77




Conduit Clip

78




Wire & Tube Strap

78



Adjustable Cable Tie

78



Wire Saddles & Mounts

79-82



Cable Clips & Clamps

83




PCB Supports - Single Dome Head Type Mount Support

84-86




PCB Supports - Screw Mount Type

87




PCB Supports - Double End Type

88-90



PCB Supports - Single Dome Head Type Mount Support

90-91




PCB Supports - Adhesive Mount Blind Hole Dual Locking

91-92




PCB Kits

93




PCB Track

94



Insulating Components Pads, Mounts

95-96



LED Mounts & Light Pipes

97-100



Assorted Kits

101-102



Plastic Boxes

103



Hammond Boxes

104



End Caps & Plugs

105-106



Knobs & Handles

107



Scaffold Tube Caps

108



Visipak Tubes & Caps

109-112



SKB Cases

113



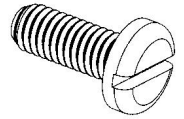
Fischer Storage Boxes

114

Nylon Machine Screws - Pan Slot

Hi-Q Nylon screws are tough, light, durable and corrosion resistant in normal temps

Part Number	Thread Size	Length	Part Number	Thread Size	Length	Part Number	Thread Size	Length
08-PNS2-04PS	M2	4	08-PNS4-12PS	M4	12	08-PNS10-13PS	M10	13
08-PNS2-05PS	M2	5	08-PNS4-16PS	M4	16	08-PNS10-30PS	M10	30
08-PNS2-06PS	M2	6	08-PNS4-20PS	M4	20	08-PNS10-50PS	M10	50
08-PNS2-08PS	M2	8	08-PNS4-25PS	M4	25	08-PNS440-06PS	440	06
08-PNS2-10PS	M2	10	08-PNS4-30PS	M4	30	08-PNS440-08PS	440	08
08-PNS2-20PS	M2	20	08-PNS4-35PS	M4	35	08-PNS440-25PS	440	25
08-PNS2-25PS	M2	25	08-PNS4-40PS	M4	40	08-PNS632-06PS	632	6
08-PNS2.5-04PS	M2.5	4	08-PNS5-08PS	M5	8	08-PNS632-08PS	632	8
08-PNS2.5-05PS	M2.5	5	08-PNS5-10PS	M5	10	08-PNS632-10PS	632	10
08-PNS2.5-06PS	M2.5	6	08-PNS5-12PS	M5	12	08-PNS632-13PS	632	13
08-PNS2.5-10PS	M2.5	10	08-PNS5-16PS	M5	16	08-PNS632-16PS	632	16
08-PNS2.5-12PS	M2.5	12	08-PNS5-20PS	M5	20	08-PNS632-22PS	632	22
08-PNS2.5-20PS	M2.5	20	08-PNS5-25PS	M5	25	08-PNS832-05PS	832	5
08-PNS3-05PS	M3	5	08-PNS5-30PS	M5	30	08-PNS832-08PS	832	8
08-PNS3-06PS	M3	6	08-PNS5-40PS	M5	40	08-PNS832-22PS	832	22
08-PNS3-10PS	M3	10	08-PNS6-12PS	M6	12	08-X025-05PS	1/4x20	0.5in
08-PNS3-12PS	M3	12	08-PNS6-16PS	M6	16	08-X025-125PS	1/4x20	1.25in
08-PNS3-16PS	M3	16	08-PNS6-20PS	M6	20	08-X025-200PS	1/4x20	2in
08-PNS3-20PS	M3	20	08-PNS6-25PS	M6	25			
08-PNS3-25PS	M3	25	08-PNS6-30PS	M6	30			
08-PNS3-30PS	M3	30	08-PNS6-40PS	M6	40			
08-PNS3-35PS	M3	35	08-PNS6-50PS	M6	50			
08-PNS3-40PS	M3	40	08-PNS6-75PS	M6	75			
08-PNS3-42PS	M3	42	08-PNS8-16PS	M8	16			
08-PNS4-06PS	M4	6	08-PNS8-20PS	M8	20			
08-PNS4-08PS	M4	8	08-PNS8-30PS	M8	30			
08-PNS4-10PS	M4	10	08-PNS8-50PS	M8	50			



Pan Slot

More sizes available

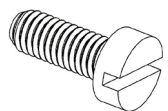
For sizes in black add 'B' to part number
Example: 08-PNS2-05PSB

Thread Size	A	H	J	T
M2	3.8	1.2	0.6	0.5
M2.5	4.8	1.4	0.7	0.6
M3	5.5	1.7	0.9	0.7
M4	7.7	2.3	1.3	1
M5	9.4	2.8	1.4	1.2

Nylon Machine Screws - Cheese Slot

Hi-Q Nylon screws are tough, light, durable and corrosion resistant in normal temps

Part Number	Thread Size	Length	Part Number	Thread Size	Length
08-PNS2-10CH	M2	10	08-PNS5-20CH	M5	20
08-PNS2-12CH	M2	12	08-PNS5-25CH	M5	25
08-PNS2-16CH	M2	16	08-PNS5-40CH	M5	40
08-PNS2.5-12CH	M2.5	12	08-PNS6-08CH	M6	8
08-PNS2.5-20CH	M2.5	20	08-PNS6-10CH	M6	10
08-PNS3-06CH	M3	6	08-PNS6-12CH	M6	12
08-PNS3-08CH	M3	8	08-PNS6-16CH	M6	16
08-PNS3-12CH	M3	12	08-PNS6-20CH	M6	20
08-PNS3-20CH	M3	20	08-PNS6-25CH	M6	25
08-PNS3-25CH	M3	25	08-PNS6-40CH	M6	40
08-PNS4-06CH	M4	6	08-PNS6-50CH	M6	50
08-PNS4-08CH	M4	8	08-PNS8-16CH	M8	16
08-PNS4-10CH	M4	10	08-PNS8-20CH	M8	20
08-PNS4-12CH	M4	12	08-PNS8-25CH	M8	25
08-PNS4-16CH	M4	16	08-PNS8-30CH	M8	30
08-PNS4-20CH	M4	20	08-PNS8-35CH	M8	35
08-PNS4-25CH	M4	25	08-PNS10-20CH	M10	20
08-PNS5-06CH	M5	6	08-PNS10-35CH	M10	35
08-PNS5-10CH	M5	10			
08-PNS5-12CH	M5	12			
08-PNS5-16CH	M5	16			



Cheese Slot

More sizes available

For sizes in black add 'B' to part number
Example: 08-PNS2-10CHB

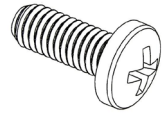
Thread Size	A	H	J	T
M2	3.8	1.3	0.7	0.9
M2.5	4.5	1.6	0.8	1
M3	5.5	2	1	1.3
M4	7	2.6	1.2	1.6
M5	8.5	3.3	1.5	2
M6	10	3.9	1.9	2.3
M8	13	5	2.3	2.8
M10	15.6	6	2.8	3.2

Nylon Machine Screws - Pan Phillips

Hi-Q Nylon screws are tough, light, durable and corrosion resistant in normal temps

Part Number	Thread Size	Length
08-PNS2-04PP	M2	4
08-PNS2-08PP	M2	8
08-PNS2.5-04PP	M2.5	4
08-PNS2.5-06PP	M2.5	6
08-PNS2.5-08PP	M2.5	8
08-PNS2.5-10PP	M2.5	10
08-PNS2.5-12PP	M2.5	12
08-PNS2.5-16PP	M2.5	16
08-PNS2.5-20PP	M2.5	5
08-PNS3-04PP	M3	4
08-PNS3-05PP	M3	5
08-PNS3-06PP	M3	6
08-PNS3-08PP	M3	8
08-PNS3-10PP	M3	10
08-PNS3-12PP	M3	12
08-PNS3-16PP	M3	16
08-PNS3-20PP	M3	20
08-PNS3-25PP	M3	25
08-PNS3-35PP	M3	35
08-PNS4-08PP	M4	8
08-PNS4-10PP	M4	10
08-PNS4-12PP	M4	12
08-PNS4-16PP	M4	16
08-PNS4-20PP	M4	20

Part Number	Thread Size	Length
08-PNS4-25PP	M4	25
08-PNS4-30PP	M4	30
08-PNS5-10PP	M5	10
08-PNS5-12PP	M5	12
08-PNS5-25PP	M5	25
08-PNS5-30PP	M5	30
08-PNS5-40PP	M5	40
08-PNS6-10PP	M6	10
08-PNS6-12PP	M6	12
08-PNS6-20PP	M6	20
08-PNS6-30PP	M6	30
08-PNS6-40PP	M6	40
08-PNS8-25PP	M8	25
08-PNS8-50PP	M8	50
08-PNS10-13PP	M10	13
08-PNS10-25PP	M10	25
08-PNS10-35PP	M10	35
08-PNS10-50PP	M10	50
08-PNS440-06PP	440	6.3
08-PNS632-06PP	632	6.0



Pan Phillips

More sizes available

For sizes in black add 'B' to part number
Example: 08-PNS2-04PPB

Thread Size	A	H
M2	3.8	1.5
M2.5	4.8	2
M3	5.4	2.3
M4	7	2.4
M5	9.3	3.5
M6	11.5	4.5
M8	16	5.7
M10	20	7.3

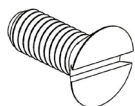
Nylon Machine Screws - Counter Sunk

Hi-Q Nylon screws are tough, light, durable and corrosion resistant in normal temps

Part Number	Thread Size	Length
08-PNS2-04CS	M2	4
08-PNS2-10-CS	M2	10
08-PNS2-20CS	M2	20
08-PNS2.5-06CS	M2.5	6
08-PNS2.5-12CS	M2.5	12
08-PNS2.5-20CS	M2.5	20
08-PNS3-04CS	M3	4
08-PNS3-08CS	M3	8
08-PNS3-10CS	M3	10
08-PNS3-12CS	M3	12
08-PNS3-16CS	M3	16
08-PNS3-20CS	M3	20
08-PNS3-25CS	M3	25
08-PNS3-30CS	M3	30
08-PNS3-42CS	M3	42
08-PNS4-06CS	M4	6
08-PNS4-08CS	M4	8
08-PNS4-10CS	M4	10
08-PNS4-12CS	M4	12
08-PNS4-16CS	M4	16
08-PNS4-20CS	M4	20
08-PNS4-25CS	M4	25
08-PNS4-30CS	M4	30
08-PNS4-35CS	M4	35

Part Number	Thread Size	Length
08-PNS5-10CS	M5	10
08-PNS5-12CS	M5	12
08-PNS5-16CS	M5	16
08-PNS5-25CS	M5	25
08-PNS5-30CS	M5	30
08-PNS5-40CS	M5	40
08-PNS6-10CS	M6	10
08-PNS6-12CS	M6	12
08-PNS6-20CS	M6	20
08-PNS6-25CS	M6	25
08-PNS6-35CS	M6	35
08-PNS6-40CS	M6	40
08-PNS6-50CS	M6	50
08-PNS8-16CS	M8	16
08-PNS8-25CS	M8	25
08-PNS8-30CS	M8	30
08-PNS8-35CS	M8	35
08-PNS8-50CS	M8	50
08-PNS10-20CS	M10	20
08-PNS10-30CS	M10	30
08-PNS10-35CS	M10	35
08-PNS10-60CS	M10	60
08-PNS440-06CS	440	6.3
08-PNS632-06CS	632	6.3

Part Number	Thread Size	Length
08-PNS632-09CS	632	9.5
08-PNS632-13CS	632	12.7
08-PNS632-16CS	632	15.9
08-PNS832-08CS	832	8
08-X025-100CS	1/4x20	1in
08-X025-200CS	1/4x20	2in
08-X031-100CS	5/16-18CS	1in
08-X375-175CS	3/8x16	1.75in



Counter-sunk

More sizes available

For sizes in black add 'B' to part number
Example: 08-PNS3-04CSB

Thread Size	A	H	J	T
M2	4	1.2	0.6	0.5
M2.5	5	1.5	0.7	0.6
M3	6	1.7	0.9	0.7
M4	9	2.7	1.3	1.2
M5	10	2.7	1.3	1.4
M6	11	3.3	1.7	1.4
M8	16	4.6	2.2	2
M10	1.9	5	2.6	2.3

Nylon Machine Screws - Counter Sunk Phillips

Hi-Q Nylon screws are tough, light, durable and corrosion resistant in normal temps

Part Number	Thread Size	Length
08-PNS3-06CP	M3	6
08-PNS3-08CP	M3	8
08-PNS3-10CP	M3	10
08-PNS3-16CP	M3	16
08-PNS3-20CP	M3	20
08-PNS4-10CP	M4	10
08-PNS4-12CP	M4	12
08-PNS4-16CP	M4	16
08-PNS4-20CP	M4	20
08-PNS4-25CP	M4	25

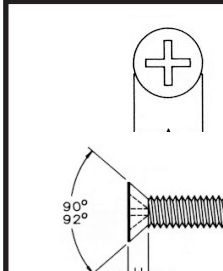
Part Number	Thread Size	Length
08-PNS5-10CP	M5	10
08-PNS5-12CP	M5	12
08-PNS5-16CP	M5	16
08-PNS6-16CP	M6	16
08-PNS8-16CP	M8	16
08-PNS8-25CP	M8	25
08-PNS8-30CP	M8	30
08-PNS8-50CP	M8	50
08-PNS10-20CP	M10	20



Countersunk Phillips

More sizes available

For sizes in black add 'B' to part number
Example: 08-PNS5-10CPB



Thread Size	A	H
M3	6	1.7
M4	9	2.7
M5	9	2.7
M6	11	3.3
M8	16	4
M10	18	5

Nylon Machine Screws - Hex Head

Hi-Q Nylon screws are tough, light, durable and corrosion resistant in normal temps

Part Number	Thread Size	Length
08-PNS5-10HX	M5	10
08-PNS5-12HX	M5	12
08-PNS5-25HX	M5	25
08-PNS6-10HX	M6	10
08-PNS6-20HX	M6	20
08-PNS6-25HX	M6	25
08-PNS6-30HX	M6	30
08-PNS6-35HX	M6	35
08-PNS6-45HX	M6	45
08-PNS6-60HX	M6	60
08-PNS8-16HX	M8	16
08-PNS8-20HX	M8	20
08-PNS8-25HX	M8	25
08-PNS8-30HX	M8	30
08-PNS8-50HX	M8	50
08-PNS8-70HX	M8	70

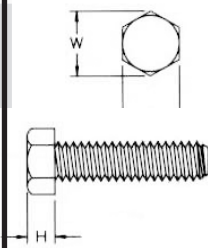
Part Number	Thread Size	Length
08-PNS10-16HX	M10	16
08-PNS10-25HX	M10	25
08-PNS10-30HX	M10	30
08-PNS10-35HX	M10	35
08-PNS10-50HX	M10	50
08-PNS10-60HX	M10	60
08-PNS10-70HXM	M10	70
08-PNS10-80HXM	M10	80
08-PNS12-12HX	M12	12
08-PNS12-25HX	M12	25
08-PNS12-40HX	M12	40
08-PNS12-50HX	M12	50
08-PNS12-70HX	M12	70
08-PNS12-100HXM	M12	100
08-X031-050HX	5/16x18	0.5in
08-X625-200HX	5/16x200	2in



Hexagonal

More sizes available

For sizes in black add 'B' to part number
Example: 08-PNS10-25HXB

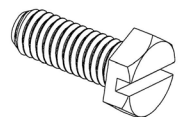


Thread Size	A	H	W
M5	7.9	3.4	8.7
M6	9	4.5	10.1
M8	13	5.5	14.3
M10	16	7	17.7
M12	18	8	19.9

Nylon Machine Screws - Slotted Hex

Hi-Q Nylon screws are tough, light, durable and corrosion resistant in normal temps

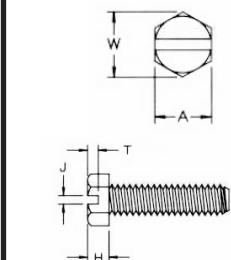
Part Number	Thread Size	Length
08-PNS5-10HS	M5	10
08-PNS5-16HS	M5	16
08-PNS5-25HS	M5	25
08-PNS5-30HS	M5	30
08-PNS5-30HS	M5	30
08-PNS5-40HS	M5	40
08-PNS6-30HS	M6	30
08-PNS6-75HS	M6	75
08-PNS8-20HS	M8	20
08-X025-100HS	1/4x20	1in
08-X025-125HS	1/4x20	1.25in



Slotted Hex

More sizes available

For sizes in black add 'B' to part number
Example: 08-PNS5-10HSB



Thread Size	A	W	H	J	T
M5	7.9	8.7	3.5	1.3	1.4
M6	10	10.1	4.5	1.7	2.4
M8	13	14.3	5.5	2.1	2.3
M10	16	17	7	2.4	2.9

Nylon Machine Screws - Thumb Slot

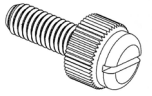
Hi-Q Nylon screws are tough, light, durable and corrosion resistant in normal temps

Part Number	Thread Size	Length
08-PNS3-06TS	M3	6
08-PNS3-10TS	M3	10
08-PNS3-16TS	M3	16
08-PNS4-06TS	M4	6
08-PNS4-10TS	M4	10
08-PNS4-20TS	M4	20
08-PNS5-10TS	M5	10
08-PNS5-16TS	M5	16
08-PNS5-20TS	M5	20
08-PNS6-10TS	M6	10
08-PNS6-12TS	M6	20

Part Number	Thread-Size	Length
08-PNS6-20TS	M6	20
08-PNS6-25TS	M6	25
08-PNS6-45TS	M6	45
08-PNS632-06TS	632	6
08-X025-05TS	1/4x20	0.5

More sizes available

For sizes in black add 'B' to part number
Example: 08-PNS3-06TSB



Thumb Slot

Thread Size	H	A	J	T
M3	5.5	8	0.8	1
M4	7	9.7	0.9	1.1
M5	7.7	10	1	1.6
M6	7.7	12	1.1	1.8

Nylon Machine Screws - Grub Slot

Hi-Q Nylon screws are tough, light, durable and corrosion resistant in normal temps

Part Number	Thread Size	Length
08-PNS4-03GS	M4	3
08-PNS4-04GS	M4	4
08-PNS4-06GS	M4	6
08-PNS4-08GS	M4	8
08-PNS4-10GS	M4	10
08-PNS4-12GS	M4	12
08-PNS4-16GS	M4	16
08-PNS4-20GS	M4	20
08-PNS4-25GS	M4	25
08-PNS4-30GS	M4	30
08-PNS4-35GS	M4	35
08-PNS4-40GS	M4	40
08-PNS5-06GS	M5	6
08-PNS5-08GS	M5	8
08-PNS5-10GS	M5	10
08-PNS5-12GS	M5	12
08-PNS5-16GS	M5	16
08-PNS5-20GS	M5	20
08-PNS5-25GS	M5	25
08-PNS5-30GS	M5	30
08-PNS5-40GS	M5	40

Part Number	Thread Size	Length
08-PNS6-05GS	M6	5
08-PNS6-08GS	M6	8
08-PNS6-10GS	M6	10
08-PNS6-12GS	M6	12
08-PNS6-16GS	M6	16
08-PNS6-20GS	M6	20
08-PNS6-25GS	M6	25
08-PNS6-45GS	M6	45
08-PNS6-75GS	M6	75
08-PNS8-08GS	M8	8
08-PNS8-10GS	M8	10
08-PNS8-16GS	M8	16
08-PNS8-20GS	M8	20
08-PNS8-25GS	M8	25
08-PNS8-30GS	M8	30
08-PNS8-35GS	M8	35
08-PNS8-50GS	M8	50
08-PNS10-10GS	M10	10
08-PNS10-13GS	M10	13
08-PNS10-16GS	M10	16
08-PNS10-20GS	M10	20

More sizes available

For sizes in black add 'B' to part number
Example: 08-PNS5-06GSB

Thread Size	A	J	T
M4	2	0.6	0.7
M5	3.3	0.9	1.3
M6	4.1	1	1.5
M8	5.1	1.6	2.2
M10	6.6	1.5	2.2




Grub Slot

Nylon Machine Screws - Socket Hex

Part Number	Thread Size	Length
08-PNS10-13SHC	M10	13
08-PNS10-25SHC	M10	25
08-PNS10-30SHC	M10	30
08-PNS10-35SHC	M10	35
08-PNS10-50SHC	M10	50
08-X375-19SHC		

More sizes available

For sizes in black add 'B' to part number
Example: 08-PNS10-13SHCB




Hex Socket

Thread Size	A	J	T
M10	16	8	9.9

Misc. Nylon Threaded Rod

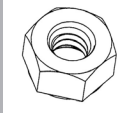
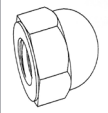


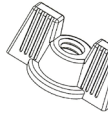

Threaded Rod

Metric		Imperial	
M3 x 1m	08-PNS3-1000	3/4" - 10 x 2'	08-X750-10-2
M4 x 1m	08-PNS4-1000	1/4" - 20 x 2'	08-X025-20-2
M5 x 1m	08-PNS5-1000	3/8" - 16 x 2'	08-X375-16-2
M6 x 1m	08-PNS6-1000	1/2" - 13 x 2'	08-X500-13-2
M8 x 1m	08-PNS8-1000	5/8" - 11 x 2'	08-X625-11-2
M10 x 1m	08-PNS10-1000	1" - 8 x 2'	08-X1000-8-2
M12 x 1m	08-PNS12-1000	PVC 1/4 - 20 x 2'	08-025-20-2PVC
M14 x 1m	08-PNS14-1000		
M16 x 1m	08-PNS16-1000		
M18 X 1m	08-PNS18-1000		



Nylon Nuts

Nylon 6/6 is tough, durable and corrosion resistant in normal temperatures

Screw Size	 Hex	 Cap	 Wing	 Thumb	 Deco Wing	 Lock*
M2	09-PNN2	-	-	-	-	-
M2.5	09-PNN2.5	-	-	-	-	-
M3	09-PNN3	-	09-PNN3W	-	09-PNN3WD	-
M4	09-PNN4	09-PNN4C	09-PNN4W	09-PNN4T	09-PNN4WD	-
M5	09-PNN5	09-PNN5C	09-PNN5W	-	09-PNN5WD	-
M6	09-PNN6	09-PNN6C	09-PNN6W	-	09-PNN6WD	09-PNN6L
M8	09-PNN8	09-PNN8C	09-PNN8W	-	-	-
M10	09-PNN10	09-PNN10C	09-PNN10W	-	-	-
M12	09-PNN12	09-PNN12C	09-PNN12W	-	-	-
M16	09-PNN16	-	-	-	-	-
UNC 4-40	09-PNN440H	-	-	-	-	-
UNC 6-32	09-PNN632H	09-PNN632C	09-PNN632W	09-PNN632T	-	09-PNN632L
UNC 8-32	09-PNN832H	-	-	09-PNN832T	-	-
UNC 1/4 - 20	09-X025HN	09-X025CN	09-X025WN	09-X025TN	-	-

* For Steel Screws

Polycarbonate Screws & Nuts

One of the toughest, most dimensionally stable thermoplastics over a wide temperature range

- High heat deflection temperature rating – Melting point 154°C per ASTM D789.
- Unaffected by greases, oils, detergents, aliphatic hydrocarbons, most mineral acids and higher alcohols. It is attacked by chlorinated hydrocarbons and most aromatic solvents, ester and ketone. UL flammability UL94V2.
- White water transparency with a 90° light transmission.

Part Number	Screw Size	Length mm	Head Diameter	Head Height
08-PPS3-06RP		6	6	2.5
08-PPS3-10RP	M3	10	6	2.5
08-PPS3-12RP		12	6	2.5
08-PPS4-08RP	M4	8	7.5	2.6
08-PPS4-12RP		12	7.5	2.6
08-PPS5-12PPM	M5	12	9	3.5
08-PPS5-16PPM	M5	16	9	3.5
08-PPS5-20	M5	20	9	3.5
08-PPS5-20RP	M5	20	9	3.5
08-PPS5-25TSM		25	9	3.5
08-PPS5-40RP	M5	40	9	3.5

08-PPS6-20RP	M6	20	10	4.0
08-PPS6-40RP		40	10	4.0

* RP = Round Philip Head, PPM = Pan Philips Screw, TSM = Thumb Screw

Nuts

Part Number	Thread Size	Height mm	Across Flats
09-PPN3	M3	2.4	5.6
09-PPN4	M4	3.2	7.0
09-PPN5	M5	4.0	8.0
09-PPN6	M6	5.0	10.0

Screws & Nuts Assorted Kit

Part Number 08-AKSNC02

28 Different Sizes / Lengths

Hi-Q Nylon Screws & Nuts Provide:

Electrical Insulation - Vibration & Corrosion Resistance - Non-magnetic
Low Thermal Conductivity - High Strength to Weight Ratio - Toughness &
Durability - Labour Saving Speed of Assembly

Part No 08-AKSNC02




Part Number	Description	Qty	Part Number	Description	Qty
08-PNS2-05PS	Screw Nyl M2 x 5mm Pan Slot Hd	10	08-PNS5-25PS	Screw Nyl M5 x 25mm Pan Slot Hd	10
08-PNS2-10PS	Screw Nyl M2 x 10mm Pan Slot Hd	10	08-PNS6-12PS	Screw Nyl M6 x 12mm Pan Slot Hd	10
08-PNS2-25PS	Screw Nyl M2 x 25mm Pan Slot Hd	10	08-PNS6-20PS	Screw Nyl M6 x 20mm Pan Slot Hd	10
08-PNS2.5-06PS	Screw Nyl M2.5 x 6mm Pan Slot Hd	10	08-PNS6-40PS	Screw Nyl M6 x 40mm Pan Slot Hd	10
08-PNS2.5-10PS	Screw Nyl M2.5 x 10mm Pan Slot Hd	10	08-PNS8-16PS	Screw Nyl M8 x 16mm Pan Slot Hd	10
08-PNS2.5-20PS	Screw Nyl M2.5-20mm Pan Slot Hd	10	08-PNS8-30PS	Screw Nyl M8 x 30mm Pan Slot Hd	10
08-PNS3-06PS	Screw Nyl M3 - 6mm Pan Slot Hd	10	08-PNS3-06CS	Screw Nyl M3 x 6mm Csnk Slot Hd	10
08-PNS3-10PS	Screw Nyl M3 x 10mm Pan Slot Hd	10	08-PNS3-10CS	Screw Nyl M3 x 10mm Csnk Slot Hd	10
08-PNS3-16PS	Screw Nyl M3 x 16mm Pan Slot Hd	10	08-PNS3-16CS	Screw Nyl M3 x 16mm Csnk Slot Hd	10
08-PNS3-20PS	Screw Nyl M3 x 20mm Pan Slot Hd	10	08-PNS3-20CS	Screw Nyl M3 x 20mm Csnk Slot Hd	10
08-PNS3-25PS	Screw Nyl M3 x 25mm Pan Slot Hd	10	09-PNN2	Nut Hex Nyl M2	30
08-PNS3-35PS	Screw Nyl M3 x 35mm Pan Slot Hd	10	09-PNN2.5	Nut Hex Nyl M2.5	30
08-PNS4-08PS	Screw Nyl M4 x 8mm Pan Slot Hd	10	09-PNN3	Nut Hex Nyl M3	100
08-PNS4-12PS	Screw Nyl M4 x 12mm Pan Slot Hd	10	09-PNN4	Nut Hex Nyl M4	50
08-PNS4-16PS	Screw Nyl M4 x 16mm Pan Slot Hd	10	09-PNN5	Nut Hex Nyl M5	20
08-PNS4-25PS	Screw Nyl M4 x 25mm Pan Slot Hd	10	09-PNN6	Nut Hex Nyl M6	30
08-PNS4-40PS	Screw Nyl M4 x 40mm Pan Slot Hd	10	09-PNN8	Nut Hex Nyl M8	20
08-PNS5-10PS	Screw Nyl M5 x 10mm Pan Slot Hd	10		Total Parts	560

Round Head Knobs

Presses onto any standard socket hex cap screw.

Part Number	Screw Size	Colour	OD
08-M300RBLK	M3	Black	9.53
08-M400RBLK	M4	Black	12.70
08-M500RBLK	M5	Black	16.60
08-M500WHT	M5	White	16.60
08-M600RBLK	M6	Black	19.05
08-M600WHT	M6	White	19.0508-
08-M601RBLK	M6	Black	25.40
08-M601WHT	M6	White	25.40
08-M801RBLK	M8	Black	25.40

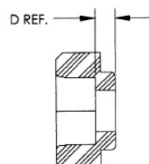
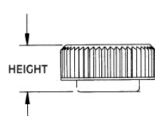
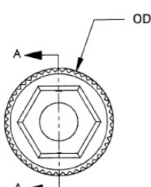

Tolerances +/- 0.79mm



Hex Press-Loc Round Thumb Screw Knobs

Presses onto any standard hex nuts & hex cap screw.

Part Number	Screw Size	OD	Height	D	Colour
08-X025RHKW	1/4	19	9.53	3.1	White
08-X025RHKB	1/4	19	9.53	3.1	Black
08-X025RKB	1/4	19	9.53	3.1	Black



Bolt and Nut Protection Caps - Metric Sizes

Enhances finished appearance

Available from stock in black, also available in white (14-NC06WF) and grey (14-NC06GF).

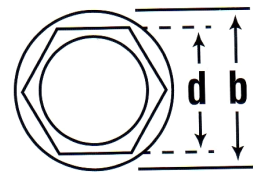
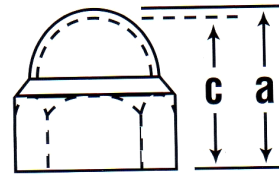

F TYPE - METRIC SIZES

Part Number	To Fit	Outside Height A (mm)	Outside Width B (mm)	Internal Height for Hex C (mm)	Internal Width D (mm)
14-NC04F	M4	8.3	9.0	3.5	6.9
14-NC05F	M5	9.5	10.9	5.0	7.9
14-NC06F	M6	13.0	12.9	6.0	9.8
14-NC06GF	M6	13.0	12.9	6.0	9.8
14-NC08F	M8	15.0	16.8	7.5	12.8
14-NC08GF	M8	15.0	16.8	7.5	12.8
14-NC10-16F	M10	19.5	20.0	9.0	15.7
14-NC10-17F	M10	19.5	21.3	9.0	16.7
14-NC10GF	M10	19.5	21.3	9.0	16.7
14-NC12F	M12	21.5	23.6	11.0	18.7
14-NC12GF	M12	22.0	23.6	11.0	18.7
14-NC16F	M16	27.0	29.8	14.0	23.7
14-NC16GF	M16	27.0	29.8	14.0	23.7
14-NC20F	M20	33.2	37.4	17.0	29.8

UV Stabilised

B TYPE - METRIC SIZES

Part Number	To Fit	Internal Width D (mm)
14-NC05BM	M5	7.9
14-NC06BM	M6	9.8
14-NC08BM	M8	12.8
14-NC010BM	M10	16.8
14-NC012BM	M12	18.8
14-NC016BM	M16	23.8
14-NC020BM	M20	29.8





Secure Cover Caps - Metric Sizes

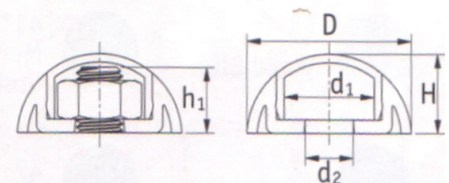
Enhances finished appearance • Ideal for playground equipment and outdoor furniture

Available in black, green, blue, white, red and yellow.

Part Number Base	Part Number Cap	Diameter (D)	Internal Diameter (d1)	Internal Diameter (d2)	Height H	Internal Height (h1)
14-NCBS06BM	14-NCCS06BM	25.0	13.5	6.3	12	9.5
14-NCBS08BM	14-NCCS08BM	32.0	17.0	8.3	14	11.5
14-NCBS10BM	14-NCCS10BM	38.0	21.4	10.3	17.0	14.0
14-NCBS12BM	14-NCCS12BM	43.0	23.6	12.4	20.5	16.5



Colour	Part Number
Green Base	14-NCBSxxGM
Green Cap	14-NCCSxxGM
Blue Base	14-NCBSxxBLUEM
Blue Cap	14-NCCSxxBLUEM
White Base	14-NCBSxxWHITEM
White Cap	14-NCCSxxWHITEM
Red Base	14-NCBSxxREDM
Red Cap	14-NCCSxxREDM
Yellow Base	14-NCBSxxYELM
Yellow Cap	14-NCCSxxYELM

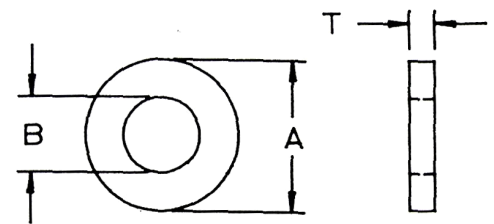



Flat Washers

Tough, durable and chemical resistant

Wide range of other non-stock sizes available on short deliveries.

Part Number	Screw Size	Inside Diameter B	Outside Diameter A	Thickness T
03-PNW2/4.3x	M2	1.9	4.3	0.5
03-PNW2/5	M2	2.2	5.0	0.8
03-PNW2.5/6	M2.5	2.7	5.6	0.8
03-3NB0.8		2.9	6.3	0.8
03-3NB1.6		2.9	6.3	1.6
03-3NB2.4		2.9	6.3	2.4
03-PNW3/5-2.5	M3	3.0	5.0	2.5
03-PNW3/7A		3.1	7.1	0.5
03-PNW3/8A*		3.2	8.0	0.8
03-PNW3/8B*		3.2	8.0	1.6
03-PNW3/10BB		3.3	9.65	2.4
03-36NB0.8		3.6	8.0	0.8
03-36NB1.2	#6	3.6	8.0	1.2
03-36NB1.6	UNC	3.6	8.0	1.6
03-36NB2.4		3.6	8.0	2.4
03-PNW4/8A		4.0	8.1	0.8
03-PNW4/9A*	M4	4.3	9.53	0.8
03-PNW4/9B*		4.3	9.53	1.6
03-PNW4.5/9-0.5		4.5	9.0	0.5
03-PNW5/9A		4.9	9.5	0.8
03-PNW5/9B*		4.9	9.5	1.6
03-PNW5/8-0.5		5.2	8.0	0.5
03-PNW5/10A		5.0	10.0	1.0
03-PNW5/11A	M5	5.3	11.0	1.0
03-PNW5/11B*		5.1	11.0	1.6
03-PNW5/14B		5.2	14.3	1.6
03-PNW5/16A		5.0	15.88	1.57
03-PNW5/19B		5.5	19.0	2.4
03-PNW6/12A**		6.4	12.0	1.5
03-PNW6/12X	M6	6.4	11.8	0.4
03-PNW6/16A		6.4	15.8	1.5
03-PNW6/22A*		6.5	22.0	1.6
03-PNW8/12A*		8.1	12.7	0.8
03-PNW8/16A		8.0	15.9	0.8
03-PNW8/18A*	M8	8.4	18.0	2.0
03-PNW8/19A*		8.1	19.1	1.6
03-PNW8/22A		8.0	22.2	1.6
03-PNW8/25A*		8.7	24.9	1.7
03-PNW10/17B		10.0	17.5	3.0
03-PNW10/19A		10.0	19.05	0.81
03-PNW10/20A	M10	10.2	20.5	1.7
03-PNW10/22B		10.5	22.0	2.5
03-PNW10/32A		10.2	32.4	1.6
03-PNW12/22A*	M12	12.7	22.9	1.9
03-PNW12/30B		12.1	30.1	2.0
03-PNW12/60				
03-PNW13/19A		12.8	19.1	1.6
03-PNW13/19B	1/2"	12.8	19.1	2.4
03-PNW13/25B*		13.2	25.4	2.0
03-PNW13/32B		13.1	31.8	1.6
03-PNW16/25A*		16.0	25.4	1.6
03-PNW16/31A*	M16	16.3	31.1	2.5
03-PNW16/38A		16.9	38.1	2.4
03-PNW16/50SQ		50	50	1.5
03-PNW20/32A	M20	20.5	31.8	1.5
03-PNW20/38B		20.6	37.9	1.6
03-PNW25/47B*	1"	26.1	47.0	3.1



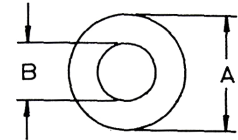

* Also available in black. Add an extra 'B' to part number. Example 03-PNW3/8BB

** UV Stabilised available

Misc. Flat Washers

Tough, durable and chemical resistant • Wide range of other non-stock sizes available on short deliveries.

Part Number	Screw Size	Inside Dia. B	Outside Dia. A	Thickness T
03-W02181	M3	3.00	5.50	0.90
03-W02812	M3	2.90	7.40	1.20
03-W02181B	M3	3.05	5.54	0.94
03-W03765	M3	3.56	9.53	2.03
03-W02350	M3	3.18	5.97	1.02
03-W03131	M3	3.81	7.92	0.51
03-W02852	M4	4.00	7.20	0.80
03-W02852B	M4	4.06	7.24	0.81
03-W02954	M4	4.70	7.87	0.81
03-W04404	M4	4.34	11.13	0.81
03-W05018	M4	4.75	12.70	1.57
03-W02955	M5	4.90	7.30	2.20
03-W04376	M5	4.95	11.10	0.51
03-W04719	M5	5.30	12.50	0.50
03-W05120	M5	4.90	12.95	1.27
03-W07519	M5	5.50	19.0	4.75
03-W03760	M6	6.15	9.53	1.57
03-W06150B	M6	6.60	15.6	2.54
03-W06289	M6	6.73	15.88	2.36
03-W07541*	M6	6.50	19.00	2.77
03-W08764*	M6	6.70	22.00	2.40
03-W07191B-UV**	M6	6.35	18.3	1.6
03-W12562	M6	6.35	31.75	1.52
03-W15018	M6	5.99	40.01	3.02
03-W04401	-	7.37	11.30	0.84
03-W04725*	-	7.87	12.57	2.41
03-W07503*	M8	8.20	19.05	3.18
03-W07521*	M8	8.13	19.05	6.35
03-W09400**	M8	8.41	23.98	2.49
03-W07714*	M8	8.05	19.05	1.02
03-W13754	M8	8.30	34.90	3.20
03-W06276	-	9.02	16.00	1.02
03-W11001	M10	10.49	30.00	2.49
03-W437093	-	11.25	19.05	2.36
03-W09290	-	12.0	23.60	3.20
03-W09002	½"	13.08	22.86	1.52
03-W14681	½"	13.08	37.29	1.27
03-W08051	-	15.77	20.45	3.18
03-W08430	-	16.66	21.44	1.52
03-W09901	-	19.30	25.40	1.57
03-W17252	-	19.43	37.85	2.54
03-W10570	M20	20.6	26.85	3.18
03-W15008	-	25.0	38.0	2.0
03-W13122	-	25.4	33.32	3.18
03-W20001	-	32.51	51.05	3.43
03-W30002	-	37.85	75.44	3.18
03-W20012	-	38.75	50.42	3.18

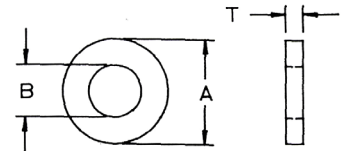



Nylon 6/6 natural.
 * Black also available.
 ** Black and UV stabilised

EPDM Washers

Ex stock and made to measure

Part Number	Inside Diameter B	Outside Diameter A	Thickness T
12-EPW041816AB	4.0	18.0	1.6
12-EPW041832BB	4.0	18.0	3.2
12-EPW052216AW	5.0	22.0	1.6
12-EPW061616AB	6.0	16.0	1.6
12-EPW061832BB	6.0	18.0	3.2
12-EPW061832BW	6.0	18.0	3.2
12-EPW062016AB	6.0	20.0	1.6
12-EPW063645CW	6.0	36.0	4.5
12-EPW065032BB	6.0	50.0	3.2
12-EPW06504CB	6.0	50.0	4.5
12-EPW081832BB	8.0	18.0	3.2
12-EPW092232BB	9.0	22.0	3.2
12-EPW092232BW	9.0	22.0	3.2
12-EPW092264CB	9.0	22.0	6.4
12-EPW102532BB	10.0	25.0	3.2
12-EPW103032BB	10.0	30.0	3.2
12-EPW12464CB	12.0	24.0	6.4
12-EPW125032BB	12.0	50.0	3.2
12-EPW132532BB	13.0	25.0	3.2
12-EPW134050CB	13.0	40.0	5.0
12-EPW163016AB	16.0	30.0	1.6
12-EPW182832BB	18.0	28.0	3.2
12-EPW204032BB	20.0	40.0	3.2
12-EPW254048CB	25.0	40.0	4.8
12-EPW335032BB	33.0	50.0	3.2




Spring Washers

Molded in acetal material • Excellent spring properties

Designed to eliminate rattles, takes up tolerance variables and provide accurate spacing and tension

Type	OD mm	ID mm	H mm	T mm	Screw Sizes
03-PNWSP10/21	21.54	11.46	2.41	1.40	3/8" M10
03-PNWSP8/17	16.76	8.33	2.03	1.22	5/16" M8
03-PNWSP5/10	10.57	5.97	1.57	0.89	#10 M5
03-PNWSP3.5/8	8.03	3.86	1.14	0.69	#6 M3.5
03-PNWSP5/9	9.27	5.18	1.35	0.76	#10 M5
03-PNWSP4/8	7.54	4.39	1.17	0.71	#8 M4
03-PNWSP6/14	14.33	6.71	1.68	0.97	1/14" M6

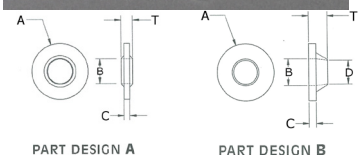



Sealing and Locking Washers

Material is nylon 6/6

- These washer's unique geometry creates an interference both on the OD of a hex nut, and on the ID on the shanks or thread of the screw.
- As the screw is tightened, the OD cold flows around the hex of a nut and the ID cold flows into the threads of the bolt or screw.

Part Number	A	T	C	B	D	Thread	Type
03-PNWS10/20A	19.6	5.3	2.1	10.0	-	3/8" M10	A
03-PNWS14/25A	25.2	5.5	2.5	14.0	-	9/16" M14	A
03-PNWS3/7A	7.0	1.4	0.7	3.1	-	#5 M3	A
03-PNWS4/9A	9.0	2.8	2.8	4.2	-	#8 M4	A
03-PNWS4/10A	10.0	3.2	1.5	4.8	4.14	N/A M4	B
03-PNWS5/10	10.4	3.5	1.4	5.15	-	#10 M5	A
03-PNWS6/12A	12.0	4.0	1.6	6.1	-	N/A M6	A
03-PNWS6/13B	12.5	2.8	1.5	6.3	4.95	N/A M6	B
03-PNWS8/16A	15.8	4.6	2.1	8.1	-	5/16" M8	A
03-PNWS8/16B	16.0	3.1	1.6	8.2	7.01	N/A M8	B
03-PNWS-R1/4BSP	19.0	4.5	2.5	13.2	12.2	*R 1/4" N/A	B



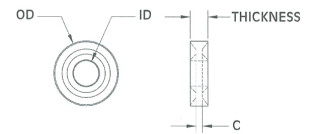

Retaining Ring Washers

- Molded in natural nylon 6/6
- Protect Surfaces

Designed to prevent the loss of screws and bolts

The washer allows preliminary mounting of the bolt before securing with a nut. The tapered part of the washer provides locking and the screwed assembly. The tapered part of the washer also cold forms and fully enters the pitch of the screw to provide sealing.


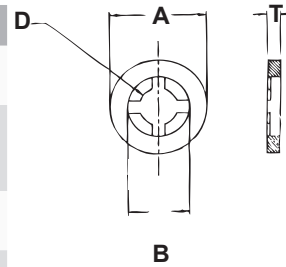
Type	OD mm	ID mm	Thickness mm	Screw Size
03-PNWR3/8	8.15	3.20	2.24	4
03-PNWR4/9	9.22	3.91	2.41	6
03-PNWR4/10	9.65	4.09	2.62	8
03-PNWR5/10	10.69	5.08	3.05	10
03-PNWR6/12	12.70	6.15	3.53	1/4"
03-PNWR8/16	16.26	8.08	4.01	5/16"
03-PNWR8/16UV	16.26	8.08	4.01	5/16"
03-PNWR9/18	19.70	9.68	4.50	3/8"
03-PNWR 12/25	25.40	12.80	5.00	1/2"



Self Retaining Flat Washers

- Specialty Configured ID grips screw shank
- Facilitate pre-assembly and reduce cost

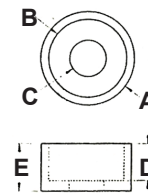
Part Number	Screw Size	I.D.D	I.D.B	O.D.A	Thick.T
03-RW03/5A	M2.5	2.0	2.9	5.2	0.8
03-RW03/5B	M2.5	2.0	2.9	5.2	1.6
03-RW04/7A	M3	2.6	4.0	6.8	0.8
03-RW04/7B	M3	2.6	4.0	6.8	1.6
03-RW04/7C	M3	2.6	4.0	6.8	3.2
03-RW05/8A	M4	3.3	5.0	8.3	0.8
03-RW05/8B	M4	3.3	5.0	8.3	1.6
03-RW06/10A	M4/M5	3.9	6.0	9.9	0.8
03-RW06/10B	M4/M5	3.9	6.0	9.9	1.6
03-RW07/12A	M5/M6	4.5	7.0	11.5	0.8
03-RW07/12B	M5/M6	4.5	7.0	11.5	1.6
03-RW07/12BB	M5/M6	4.5	7	11.5	1.6
03-RW10/15A	M8	6.0	9.5	15.1	0.8
03-RW10/15B	M8	6.0	9.5	15.1	1.6
03-RW10/18B	M8/M10	7.4	11.2	18.6	1.6
03-RW10/18BB	M8/M10	7.4	11.2	18.6	1.6
03-RW12/19A	M8/M10	7.4	11.9	18.7	0.8
03-RW12/19B	M8/M10	7.4	11.9	18.7	1.6
03-RW14/23A	M10/M12	8.9	14.3	22.6	0.8
03-RW14/23B	M10/M12	8.9	14.3	22.6	1.6



Cup Washers

- Protect paintwork and add finish
- L = Low profile

Part Number	Screw Size	A	B	C	D	E
03-CW04	M3 / #4	7.8	6.2	2.9	3.0	4.0
03-CW06	M3 / #6	9.1	7.6	3.6	3.6	4.6
03-CW08*	M4 / #8	10.5	9.0	4.3	4.2	5.2
03-CW08L	M4 / #8	12.6	9.9	4.7	2.4	3.5
03-CW09L	M5 / #9	12.6	9.9	4.7	2.4	3.5
03-CW010B*	M5 / #10	11.9	10.4	4.9	4.8	5.9
03-CW010L	M5 / #10	14.4	9.5	5.1	3.2	4.0
03-CW25*	M6 / 1/4"	15.1	13.6	6.5	6.3	7.3

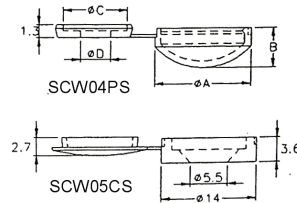


* Also available in black

Screw Cap Washers

Conceal screw heads

Part Number	Screw Head	Screw Size	A	B	C	D	E
03-SCW03PS	Pan	M3	9.8	4.1	8.0	3.3	1.3
03-SCW04PS	Pan	M4 / #8	13.3	4.1	11.6	4.3	1.4
03-SCW05CS	C'Sink	M5 / #10	14.0	2.7	14.0	5.5	3.6



Nylon 6/6 White

Black available in all sizes

Uniscrew Caps

Polypropylene • Accept range of screw sizes • Integral washer reduces fitting time

Part Number	Colour	Screw Head	Screw Size	D	H	h1
03-CPUM5WN	White	C/sink	M5-M6/#10-12	17.5	5	1
03-CPUM5BN	Black	C/sink	M5-M6/#10-12	17.7	5	1.5



Snap-Caps® Screw Covers and Snap-Caps Washers

Made from high-impact UV Stabilised plastic • Suitable for indoor and outdoor use.

Snap Caps Washers are used to conceal many types of screws, bolts, nails, rivets. Your fastener fits securely into the plastic washer and the cap snaps over the washer to completely cover your fastener.

Provides an air-tight seal which prevents corrosion and rust.

Snap-Cap Washers

Part Number	Fits Screw Size	Fits Screw Head
03-SNCW4/5	M2 & M2.5	Pan or Cheese
03-SNCW6/8	M3 & M4	Pan or Cheese
03-SNCW6/8CS	M3 & M4	Countersunk
03-SNCW10/12	M5 & M6	Pan or Cheese
03-SNCW10/12CS	M5 & M6	Countersunk



Snap-Caps Screw Covers

Part Number	Screw Size	OD (mm)	Colour
03-SNCC4/5W	M2 & M2.5	11.1	Gloss White
03-SNCC6/8	M3 & M4	13.1	Matt Black
03-SNCC6/8-Aqbl	M3 & M4	13.1	Matt Aqua Blue
03-SNCC6/8-Bluff	M3 & M4	13.1	Matt Buff
03-SNCC6/8-C	M3 & M4	13.1	Matt Cream
03-SNCC6/8-FGN	M3 & M4	13.1	Matt Forest Green
03-SNCC6/8-FGY	M3 & M4	13.1	Matt Fog Grey
03-SNCC6/8-LGY	M3 & M4	13.1	Matt Light Grey
03-SNCC6/8-RBLU	M3 & M4	13.1	Matt Royal Blue
03-SNCC6/8-Red	M3 & M4	13.1	Matt Red
03-SNCC6/8-W	M3 & M4	13.1	Gloss White
03-SNCC6/8-Yel	M3 & M4	13.1	Matt Yellow
03-SNCC6/8-CHR	M3 & M4	13.1	Polished Chrome
03-SNCC10/12GW	M5 & M6	16.1	Gloss White
03-SNCC10/12Red	M5 & M6	16.1	Matt Red



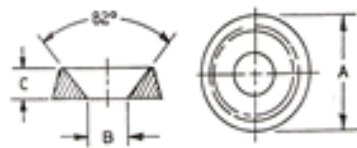

Finishing Washers

Cover misaligned holes • Protect paintwork • Good insulation properties • High quality finish
 Excellent protection against damage

Part Number	Screw Size	Inside Diameter B	Outside Diameter A	Thickness C
03-FW06	M3 / #6	3.6	11.1	2.5
03-FW06B*	M3 / #6	3.6	11.1	2.5
03-FW08	M4 / #8	4.3	13.1	2.9
03-FW08X**	M4 / #8	4.3	13.1	2.9
03-FW10	M5 / #10	4.9	14.7	3.9
03-FW12	M6 / #12	5.7	15.5	4.1
03-FW25	M6 / 1/4"	6.6	17.4	4.7

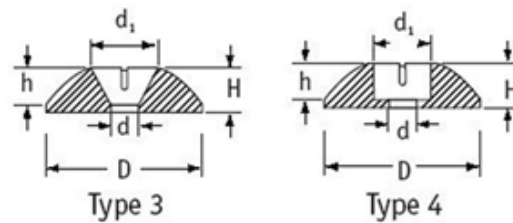

*black **UV stabilised

Natural Nylon 6/6



Part Number	Type	Size	d (mm)	d1 (mm)	D (mm)	h (mm)	H (mm)
03-FWM4-16PM	4	M4	4.3	7.0	16.0	3.5	2.3
03-FWM5-11CM	3	M5	5.3	11.0	18.0	3.8	-
03-FWM5-14CM	3	M5	5.3	14.0	18.0	3.5	-
03-FWM5-18PM	4	M5	5.3	8.5	18.0	4.0	2.7
03-FWM6-22CM	3	M6	6.4	13.0	22.0	4.5	-
03-FWM6-22PM	4	M6	6.4	10.0	22.0	4.9	3.5

Black Nylon 6/6

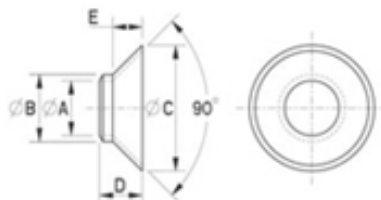


Counter Sunk Sleeve Washers

Frequently applied in electro technical environments. • Prevents electrical corrosion with counter sunk head screws.

Part Number	A	B	C	D	E
03-FW031S	3.1	4.9	8.2	3.7	1.7
03-FW041S	4.1	5.9	10.4	4.3	2.3
03-FW051S	5.1	6.9	12.4	4.8	2.8
03-FW061S	6.1	7.9	14.4	5.3	3.3
03-FW081S	8.1	9.9	18.6	6.4	4.4
03-FW102S	10.2	12.4	22.5	10.3	5.0
03-FW121S	12.1	13.9	26.8	8.5	6.5
03-FW162S	16.2	19.2	35.4	10.8	8.1

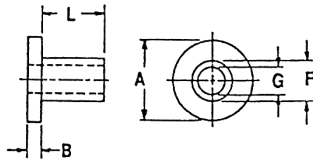

Material: Nylon 6 (PA-6)
 Colour: Natural



Insulating Washers

Tough, durable and chemical resistant. • Isolate metal screws and reduce corrosion.

Insulate mounting screws for power transistors and protect glass as buffer for metal screws.



Other sizes available on short delivery times
Maximum Service Temperatures:

Nylon 6/6 Natural (UL94V2) 80 °C

PBT Polybutylene Terephthalate (UL94VO) 130 °C

PPS Polyphenylene Sulfide (UL94VO) 260 °C

Part Number	Material	Screw Size	Sleeve			Shoulder	
			I.D. G	O.D.F	Length L	O.D.A	Thickness B
03-2HW1.6	Nylon	M2.5	2.4	3.1	1.6	5.0	0.8
03-SWS0280	Nylon		2.8	3.8	4.7	7.11	1.0
03-SWS0200	Nylon		2.9	3.7	1.2	5.9	1.2
03-SWS0195	Nylon		2.9	3.4	1.25	6.1	1.6
03-3NW0.8	Nylon		2.92	3.42	0.8	5.5	1.2
03-3NW1.2	Nylon		2.92	3.68	1.2	6.0	1.2
03-3NW1.6	Nylon		2.92	3.68	1.6	6.0	1.2
03-3NW2.4*	Nylon		2.92	3.68	2.4	6.0	1.2
03-3NW3.2	Nylon	M3	2.92	3.68	3.2	6.0	1.2
03-3NW4.0	Nylon	Because of small tolerances	2.92	3.68	4.0	6.0	1.2
03-3NW4.8	Nylon		2.92	3.68	4.8	6.0	1.2
03-3NW6.3	Nylon	An M3	2.92	3.68	6.3	6.0	1.2
03-3NW12.7	Nylon	Screw can be a tight fit at times.	2.92	3.68	12.7	6.0	1.2
03-3RW2.4	Nylon		2.92	3.79	2.4	7.9	1.6
03-3NT0.8	Nylon		2.92	3.40	0.8	5.5	1.2
03-3NT1.4	Nylon		2.92	3.53	1.4	6.1	0.5
03-3NT2.0	Nylon		3.0	3.45	2.0	6.4	1.2
03-3NT3.2	Nylon		3.0	3.53	3.2	6.4	1.2
03-SWS0253	Nylon		3.0	3.43	1.3	5.1	2.0
03-3SM2.0	Nylon		3.1	4.0	2.0	6.2	1.0
03-3SM8.0	Nylon		3.1	4.0	8.0	6.2	1.0
03-SWS04440	Nylon	1/8"	3.3	3.9	7.9	7.9	0.8
03-3TW1.2	PBT		2.9	3.5	1.2	6.2	1.0
03-3TW1.6	PBT		2.9	3.5	1.6	6.1	1.4
03-3TW2.0	PBT	M3	3.0	3.5	2.0	6.0	2.0
03-3TW2.5	PBT	TO-220	2.9	3.5	2.5	6.2	2.0
03-3TW3.0	PBT		3.0	3.5	3.0	6.2	1.5
03-BSW125140	PPS		2.84	3.56	3.18	7.1	1.07
03-BSW032135	PPS	M3	2.95	3.43	0.81	5.5	1.02
03-BSW031145	PPS	TO-220	3.00	3.68	0.79	7.1	1.19
03-3UW1.6	Nylon	#6	3.6	4.3	1.6	7.4	1.2
03-SWS0469	Nylon		4.0	5.3	3.1	9.85	4.75
03-SWS4RX1.2	Nylon		4.0	6.2	1.2	10.2	1.2
03-4NV1.6	Nylon		4.1	4.9	1.6	7.6	1.2
03-4NWM5.0	Nylon		4.1	6.0	5.0	8.4	1.5
03-4RX0.8	Nylon	M4	4.2	6.3	0.8	9.5	1.6
03-SWS1016	Nylon		4.2	6.35	11.1	12.7	3.2
03-4NW3.2	Nylon		4.4	5.2	3.2	8.7	1.6
03-4NW6.3	Nylon		4.4	5.2	6.3	8.7	1.6
03-SWS2583	Nylon		4.45	8.0	2.1	12.9	1.5
03-SWS0425	Nylon		4.98	6.35	0.8	8	1.6
03-SWS0425X	Glass filled Polyester		4.98	6.35	0.8	8	1.6
03-SWS1096	Nylon		5.0	7.9	9.53	11.1	1.4
03-5NW1.6	Nylon	M5	5.1	6.6	1.6	10.1	1.6
03-5NW3.6	Nylon		5.1	6.6	3.6	10.1	1.6
03-5NW4.8	Nylon		5.1	6.6	4.8	10.1	1.6
03-5NW6.3	Nylon		5.1	6.6	6.3	10.1	1.6

Insulating Washers - Continued

Tough, durable and chemical resistant. • Isolate metal screws and reduce corrosion.

Part Number	Material	Screw Size	Sleeve			Shoulder		
			I.D.G	O.D.F	Length L	O.D.A	Thickness B	
03-5NW9.5	Nylon	M5	5.1	6.6	9.5	10.1	1.6	
03-SWS0425	Nylon		5.1	6.35	0.79	7.93	1.6	
03-SWS1007	Nylon		5.1	7.14	1.2	11.1	1.2	
03-SWS0897	Nylon		5.13	7.87	8	11	2.0	
03-SWS0804	Nylon	M6	6.0	8.0	4.5	9.02	0.51	
03-SWS0940	Nylon		6.1	8.0	4.0	12.27	1.5	
03-6NW10	Nylon		6.1	8.0	10.0	12.0	2.0	
03-6RX3.2	Nylon		6.3	9.2	3.2	15.2	3.2	
03-SWS0905	Nylon		6.3	7.9	1.6	10.8	1.6	
03-SWS0610	Nylon		6.5	7.36	1.6	8.83	0.8	
03-SWS1005	Nylon		6.5	7.9	2.0	11.8	0.4	
03-6NW3.2	Nylon		6.6	7.9	3.2	13.0	1.6	
03-6NW4.8	Nylon		6.6	7.9	4.8	13.0	1.6	
03-6NW4.8B-UV	Nylon		6.6	7.9	4.76	13.0	1.6	
03-6NW6.3	Nylon		6.6	7.9	6.3	13.0	1.6	
03-6NW9.5	Nylon		6.6	7.9	9.5	13.0	1.6	
03-6NW12.7*	Nylon		6.6	7.9	12.7	13.0	1.6	
03-6NW12.7B	Nylon		6.6	7.9	12.7	13.0	1.6	
03-SWS2586	Nylon		M8	7.14	12.7	6.3	19	3.2
03-SWS3510	Nylon			7.77	11.30	10.3	20.9	2.3
03-SWS1027	Nylon	7.9		9.27	12.7	12.7	1.6	
03-8NW3.2	Nylon	8.1		9.1	3.2	15.7	1.6	
03-8NW3.2B-UV	Nylon	8.1		9.1	3.2	15.7	1.6	
03-8NW6.4	Nylon	8.1		9.1	6.35	15.7	1.6	
03-8NW6.4B*	Nylon	8.1		9.1	6.4	15.7	1.6	
03-8NW12.7	Nylon	8.1		9.1	12.7	15.7	1.6	
03-8NW15.9	Nylon	8.1		9.1	15.9	15.7	1.6	
03-SWS1211*	Nylon	8.13		10.3	3.53	15.9	1.6	
03-SWS3601	Nylon	8.26		11.05	4.76	25.4	6.3	
03-SWS2504	Nylon	8.33		11.1	3.18	17.45	3.18	
03-8NW9.0B	Nylon	8.5	12.8	9.0	25.0	4.5		
03-SWS1155	Nylon	8.5	9.4	1.2	14.3	0.6		
03-SWS1161	Nylon	9.0	10.0	15.75	14.3	1.6		
03-SWS3562*	Nylon	9.7	14.1	6.4	24.9	3.2		
03-SWS3021	Nylon	9.91	12.57	11.2	18.8	3.3		
03-SWS2532*	Nylon	9.93	13.8	3.9	18.9	2.5		
03-SWS1012B-UV**	Nylon	10	10.3	10	21	1.8		
03-SWS3564	Nylon	M10	10	14.21	6.35	24.89	3.2	
03-SWS3565	Nylon		10.1	13.89	15.7	25	1.5	
03-SWS3564	Nylon		10.3	13.87	6.3	24.8	3.2	
03-SWS3520*	Nylon		10.3	11.9	13.5	24.0	2.0	
03-SWS2515	Nylon		10.67	11.94	10.67	18.03	1.9	
03-SWS4007	Nylon		11	27.8	5.2	44.2	5.2	
03-SWS4006**	Nylon	M12	12.0	13.4	10.3	31.8	1.6	
03-SWS2587	Nylon		12.7	15.8	11.1	19	1.6	
03-SWS3589	Nylon		12.8	18.8	15.7	25.2	3.2	
03-SWS2571	Nylon		13.1	14.7	8.13	19	0.8	
03-SWS3102	Nylon	M16	13.2	15.7	12.7	20.9	1.6	
03-SWS4005	Nylon		13.7	15.2	10.3	31.8	1.6	
03-SWS3160*	Nylon		16.13	19	12.7	22.2	1.6	
03-SWS3609	Nylon		16.4	18.9	3	25.4	3.3	
03-SWS5050	Nylon		16.4	19.0	12.7	38.7	1.6	

Continued on next page

03-SWS3205	Nylon	17.6	19.9	15.8	25.3	3.2
03-SWS3688	Nylon	19.0	22.35	7.9	28.7	1.6
03-SWS3698	Nylon	20.42	25.14	4.86	37.98	3.8
03-SWS3616	Nylon	20.6	22.7	10.3	24.8	3.2
03-SWS3693	Nylon	20.8	25.5	10.7	31.2	4
03-SWS3582	Nylon	22.2	25.4	17.5	31.75	1.6
03-SWS4013	Nylon	25.8	34.9	15.9	44.5	3.2

* Also available in black **Also available in black UV

Assorted Kit - Nylon Washers

Part Number: 03-AKWAM02

32 Different Sizes/ Types
Hi-Q Nylon Washer Provide:
Electrical Insulation - Vibration & Corrosion Resistance - Non-magnetic
Low Thermal Conductivity - High Strength to Weight Ratio - Toughness &
Durability - Labour Saving Speed of Assembly
Part No 03-AKWAM02



Part Number	Description	Qty
03-PNW2/5	Washer Flat Nyl M2 x 5mmOD 0.8mmT	20
03-PNW2.5/6	Washer Flat Nyl M2.5 x 5.6mmOS x 0.8mmT	20
03-PNW3/8A	Washer Flat Nyl M3 x 8mmOd x 0.8mmT	20
03-PNW4/9A	Washer Flat Nyl M4 x 9.53mmOD x 0.8mmT	20
03-PNW5/11A	Washer Flat Nyl M5 x 11mmOD x 1mmT	20
03-PNW6/16A	Washer Flat M6 x 16mmOD x 1.5mmT	20
03-PNW8/19A	Washer Flat Nyl M8 x 19mm OD x 1.6mmT	20
03-PNW10/22B	Washer Flat Nylon M10 x 22mmOD x 2.5mmT	20
03-RW03/5A	Washer Flat Retain M2.5 x 0.8mmT	20
03-RW04/7A	Washer Flat Retain M3 x 0.8mmT	20
03-RW05/8A	Washer Flat Retain M4 x 0.8mmT	20
03-RW07/12A	Washer Flat M5 x 0.8mmT	20
03-3NW1.2	Washer Insul Nyl M3 x 1.6mmL	20
03-3NW2.4	Washer Insul Nyl M3 x 2.4mmL	20
03-3NW4.8	Washer Insul M3 x 4.8mmL	20
03-4NV1.6	Washer Insul Nyl M4 x 1.6mmL	20
03-4NW3.2	Washer Insul Nyl M4 x 3.2mmL	20
03-4NW6.3	Washer Insul Nyl M4 x 6.3mmL	20
03-6NW3.2	Washer Insul Nyl M6 x 3.2mmL	20
03-6NW6.3	Washer Insul Nyl M6 x 6.4mmL	20
03-FW06	Washer Finishing Nyl M3/No6	10
03-FW08	Washer Finishing Nyl M4/No8	10
03-FW10	Washer Finishing Nyl M5/No10	10
03-FW12	Washer Finishing Nyl No12	10
03-Fw25	Washer Finishing Nyl M6 1/4in	10
03-CW04	Cup Washer M3/ No4	10
03-CW06	Cup Washer Nyl M3/ No6	10
03-CW08	Cup Washer NylM4/ No8	10
03-CW10	Cup Washer Nyl M5/No10	10
03-CW25	Cup Washer Nyl M6 1/4in	10
03-SCW04PS	Screw Cap Washer M4 Pan SlT Hd White	5
03-SCW05CS	Screw Cap Washer M5 C'sink Hd White	5

Spacers Clearance 1 - 2BV and 3BV Series

M2.5 and M3 clearance • Precise Lengths



Material: White Nylon. UL94V2

Tolerances: O.D. +/- 0.13mm, I.D +/- 0.13mm

Length 1-13mm is +/- 0.13mm

14-24mm is +/- 0.25mm

The 2BV and 3BV Series are also available in lengths from 0.76mm through to 31.8mm in 0.13mm increments as for other Bivar series listed below:



Length mm	I.D f		O.D 4.2	I.D 3.2	O.D 6.3
	2.7				
1		01-2BV01		01-3BV01	
2		01-2BV02		01-3BV02	
3		01-2BV03		01-3BV03	
4		01-2BV04		01-3BV04	
5		01-2BV05		01-3BV05	
6		01-2BV06		01-3BV06	
7		01-2BV07		01-3BV07	
8		01-2BV08		01-3BV08	
9		01-2BV09		01-3BV09	
10		01-2BV10		01-3BV10	
11		01-3BV11		-	
12		01-2BV12		01-3BV12	
14		01-2BV14		01-3BV14	
16		01-2BV16		01-3BV16	
18		01-2BV18		01-3BV18	
19		01-2BV19		-	
20		01-2BV20		01-3BV20	
24		01-2BV24		01-3BV24	

Series	I.D	O.D
01-B901	0.71	2.2
01-B902	0.81	3.2
01-B903	1.2	4.0
01-B904	1.6	4.7
01-B905	3.7	6.4
01-B906	2.2	3.8
01-B908	3.2	4.7
01-B911	3.2	6.4
01-B912	4.3	6.4
01-B913	2.3	4.7
01-B937	2.3	3.2
01-B938	0.81	2.2
01-B939	1.2	3.2
01-B940	1.6	4.0

Spacers Clearance 1 - Metric NE / NF / NB Series

Heat stabilised Black Nylon • Temperature Index 121°

Length mm	M2.5		M3		M3		M4		M5		M6	
	I.D	O.D	I.D	O.D	I.D	O.D	I.D	O.D	I.D	O.D	I.D	O.D
	2.6	4.0	3.2	5.0	3.2	6.0	4.3	8.0	5.3	10.0	6.3	10.0
2.0		01-2NE02		01-3NE02		-		-		-		-
3.0		01-2NE03		01-3NE03		01-3NF03		01-4NE03		01-5NE03		01-6NE03
5.0		01-2NE05		01-3NE05		01-3NF05		01-4NE05		01-5NE05		01-6NE05
7.5		01-2NE08		01-3NE08		01-3NF08		01-4NE08		01-5NE08		01-6NE08
7.01		-		-		-		01-4NF07		-		-
10.0		01-2NE10		01-3NE10		01-3NF10		01-4NE10		01-5NE10		01-6NE10
15.0		01-2NE15		01-3NE15		01-3NF15		01-4NE15		01-5NE15		01-6NE15
20.0		01-2NE20		01-3NE20		01-3NF20		01-4NE20		01-5NE20		01-6NE20
25.0		-		-		-		-		-		01-6NE25
30.0		-		-		-		-		-		01-6NE30

Length mm	M6		M8		M8		M10		M10		M13	
	I.D	O.D	I.D	O.D	I.D	O.D	I.D	O.D	I.D	O.D	I.D	O.D
	6.5	15.0	8.3	12.0	8.3	18.0	10.4	22.0	10.4	15.0	13.3	25.0
3.0		01-6NG03		01-8NE03		01-8NF03		-		01-10NB03		-
5.0		-		01-8NE05		01-8NF05		01-10NE05		01-10NB05		01-13NE05
8.0		-		01-8NE08		01-8NF08		-		01-10NB08		-
10.0		01-6NG10		01-8NE10		01-8NF10		01-10NE10		01-10NB10		01-13NE10
15.0		-		01-8NE15		01-8NF15		01-10NE15		01-10NB15		01-13NE15
20.0		-		01-8NE20		01-8NF20		01-10NE20		01-10NB20		01-13NE20
25.0		-		-		01-8NF25		-		-		-
30.0		-		01-8NE30		01-8NF30		-		-		-

Spacers Clearance 2 - Imperial Series

Nylon 6/6 Natural • Tolerances of Metric and Imperial Spacers: ID +/- 0.13 OD +/- 0.39 Lengths +/- 0.39mm

Length mm	M3		M3		M4		#6 Self Tapping		M4		M5		M5		M6		#6 Self Tapping	
	I.D 2.9*	O.D 4.8	I.D 2.9	O.D 6.3	I.D 4.3	O.D 6.3	I.D 3.6	O.D 8.0	I.D 4.3	O.D 8.0	I.D 5.5	O.D 12.7	I.D 4.9	O.D 12.7	I.D 6.5	O.D 12.7	I.D 3.6	O.D 6.3
3.2	01-3NA03	01-3NB03	01-4NA03N	01-36NB03	01-4NB03	01-5NB03	01-5NC03	01-6NB03	01-36NA03									
4.8	01-3NA05	01-3NB05	01-4NA05N	01-36NB05	01-4NB05	-	-	01-6NB05	-									
6.3	01-3NA06	01-3NB06	01-4NA06N	01-36NB06	01-4NB06	-	01-5NC06	01-6NB06	01-36NA06									
7.0	-	-	01-4NA07N	-	-	-	-	-	-									
8.0	01-3NA08	01-3NB08	01-4NA08N	01-36NB08	01-4NB08	-	-	01-6NB08	01-36NA08									
9.5	01-3NA09	01-3NB09	01-4NA09N	01-36NB09	01-4NB09	-	01-5NC09	01-6NB09	-									
11.1	01-3NA11	01-3NB11	01-4NA11N	01-36NB11	01-4NB11	-	-	01-6NB11	-									
12.7	01-3NA13	01-3NB13	01-4NA13N	01-36NB13	01-4NB13	01-4NG13B**	01-5NB13	-	01-6NB13	01-36NA13								
14.3	-	-	-	-	01-4NB14	-	-	-	01-36NA14									
15.9	01-3NA16	01-3NB16	01-4NA16N	01-36NB16	01-4NB16	-	-	01-6NB16	-									
19.1	01-3NA19	01-3NB19	01-4NA19N	01-36NB19	01-4NB19	-	-	01-6NB19	-									
20.6	-	-	-	-	01-4NB21	-	-	-	-									
22.2	-	-	-	-	01-4NB22	-	-	01-6NB22	-									
23.8	-	-	-	-	01-4NB24	-	-	-	-									
25.4	01-3NA25	-	01-4NA25N	01-36NB25	01-4NB25	-	-	01-6NB25	-									
27.0	-	-	-	-	01-4NB27	-	-	-	-									
30.2	-	01-3NB30	-	-	01-4NB30	-	-	-	-									
34.93	-	01-3NB35	-	-	-	-	-	-	-									
38.1	-	01-3NB38	-	-	01-4NB38	-	-	-	-									

*Some M3 screws can be a tight fit with the 3NA series. Check fit with samples before use.

Wide range of non stock sizes available up to 54mm OD.


** Part is black

Special Spacers

Stock sizes listed below • Over 500 sizes available to order from

Part Number	O.D mm	I.D mm	Length mm
01-RS068712	17.45	3.96	3.2
01-RS028440	7.21	5.69	10.16
01-RS031258	7.93	5.72	11.11
01-RS075026	19.05	6.0	9.53
01-RS075048	19.05	6.0	12.7
01-RS094550	24.03	6.30	12.7
01-RS075020	18.8	6.35	6.35
01-RS100012B	25.40	6.35	3.15
01-RS100021B	25.40	6.35	6.35
01-RS087550B	22.23	6.38	15.88
01-RS037518	9.53	6.40	4.78
01-RS050099	12.7	6.53	53.98
01-RS050045	12.70	6.53	10.3
01-RS087046B	22.0	6.53	10.01
01-RS075065	19.05	6.60	14.29
01-RS075012	19.25	6.60	19.25
01-RS037030	9.40	6.70	4.00
01-RS037542	9.53	6.73	6.35
01-RS050028	12.17	7.9	4
01-RS043728	11.1	8.08	7.14
01-RS039459	10.03	8.13	15.01
01-RS0064057	16.26	8.31	14.22
01-RS098552	25.40	8.33	25.4
01-RS050040	12.7	8.74	20.64

3.18 ODmm – 70.97 ODmm
1.19 IDmm – 44.70 IDmm
Up to 62mm Long



Part Number	O.D mm	I.D mm	Length mm
01-RS050062	12.83	9.78	3.97
01-RS048013	11.9	10.01	19.99
01-RS087557	22.23	10.72	9.53
01-RS077531	19.56	11.02	9.58
01-RS075046	19.05	11.68	6.35
01-RS098550	24.89	8.84	12.7
01-RS100025	25.40	23.20	6.40

Spacers - Self Retaining in PCB or Panel

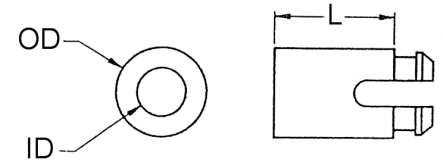

Spacer snaps into PCB or panel to maintain spacing even when screw is removed

Use with PC Boards or panels where the strength of a steel bolt is required

M3 Screw Clearance	PCB Hole 4.8mm
Part Number	I.D. 3.3mm O.D. 6.4mm Length L mm
01-3SR03	3.3
01-3SR05	4.8
01-3SR06	6.3
01-3SR08	8.0
01-3SR10	9.5
01-3SR13	12.7
01-3SR14	14.2
01-3SR16	15.9

M4 Screw Clearance	PCB Hole 5.9mm
Part Number	I.D. 4.3mm O.D. 7.1mm Length L mm
01-4TR09	9.5
01-4TR13	12.7

M2.5 Screw Clearance	I.D. 3.5mm O.D. 5.5mm
Part Number	Length L mm
01-2.5SR2.5S	2.5



Nylon 6/6 Natural

Spacers - Self Retaining on Screw

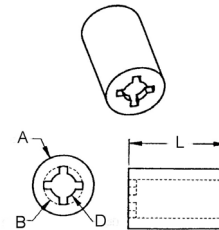
Spacers have small fingers at one end to grip screw shank

Spacer remains attached to the screw for quick assembly

Part Number	Metric Screw	Diameter A mm	Diameter B mm	Diameter D mm
01-SPRT3 xx	M2.5	6.4	2.9	2.0
01-SPRT4 xx	M3	6.4	4.0	2.6
01-SPRT5 xx	M4	7.9	5.0	3.3
01-SPRT6 xx	M5	9.5	6.1	3.9
01-SPRT7 xx	M5/M6	12.7	7.0	4.5
01-SPRT10 xx	M8	12.7	9.5	5.9

Std. Lengths: xx = 03 (3.2mm), 05 (4.8mm), 06 (6.3mm), 08 (7.9), 10 (9.5mm), 13 (12.7 mm), 16 (15.9), 19 (19.1 mm) & 25 (25.4mm)

Material: Nylon 6/6 Natural



Spacers - Self Retaining on Screw

Ribbed inner wall design assures a snug fit onto M3 & M4 screws



Material Grey: Rigid PVC - UL94VO

Enables spacers to remain pre-assembled during handling and assembly

Part Number	Screw Size	O.D mm	Minor I.D mm	I.D mm	Length xx mm
01-BSRS1-xxx	#4	6.4	2.7	3.6	.050 - 1.250 " or 1 - 31
01-BSRS4-xxx	M3	6.4	2.9	3.7	.050 - 1.250 " or 1 - 31
01-BCRS3-xxx	#6	8			0.50 - 1.250 " or 1.25 - 3.18
01-BCRS4-xxx	M4	6.4			0.50 - 1.250 " or 1.25 - 3.18

Length if expressed in inches must be in even multiples of 0.005" e.g. 0.25 xxx = 250 or in whole millimetres e.g. 12mm xx = 12


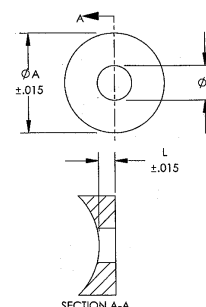
Also available for #6 and #8 screws.



Coved Spacers

Nylon 6/6, for fixing parts to rods, tubes, curved contours

Part Number	Tube Diameter	Diameter A mm	Diameter B mm	L mm
01-CSP19066	19.05	19.05	6.60	3.18
01-CSP22265	22.23	21.41	6.53	3.96
01-CSP25455	25.40	21.41	5.54	12.70
01-CSP25466	25.40	25.40	6.60	6.35
01-CSP25482	25.40	25.40	8.26	6.35
01-CSP27963	27.94	25.40	6.35	3.18
01-CSP28595	28.58	22.23	9.53	6.35



Metric Threads

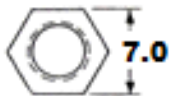
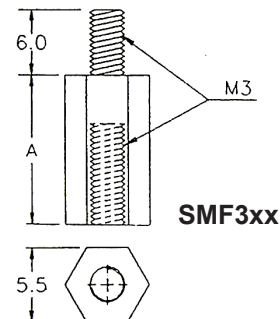
Rigidly secure means of supporting PCB • Versatile with easy removal • Useful for stacking PC boards

For metric thread applications.

Nylon 6/6

Male/Female

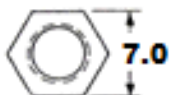
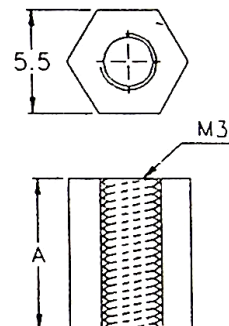

Length A mm	M2 Part No.	M3 Part No.	M4 Part No.
5.0	02-SMF205	02-SMF305	-
6.0	-	02-SMF306	*02-SMF406
8.0	02-SMF208	02-SMF308	*02-SMF408
9.0	-	02-SMF309	-
10.0	02-SMF210	02-SMF310	*02-SMF410
11.0	-	02-SMF311	02-SMF411
12.0	-	02-SMF312	02-SMF412
12.7	-	02-SMF313	-
15.0	02-SMF215	02-SMF315	02-SMF415
16.0	-	02-SMF316	02-SMF416
18.0	-	02-SMF318	02-SMF418
19.0	-	02-SMF319	02-SMF419
20.0	-	02-SMF320	02-SMF420
22.0	-	02-SMF322	02-SMF422
25.0	-	02-SMF325	02-SMF425
30.0	-	02-SMF330	*02-SMF430



*02-SMF are 7.0mm across flats others are 6.0mm

Female/Female

Length A mm	M3 Part No.	M4 Part No.
6.0	02-MFF306	02-MFF406
8.0	02-MFF308	02-MFF408
10.0	02-MFF310	02-MFF410
11.0	02-MFF311	*02-MFF411
12.0	02-MFF312	02-MFF412
12.7	02-MFF313	*02-MFF413
15.0	02-MFF315	02-MFF415
16.0	-	*02-MFF416
17.0	02-MFF317	-
18.0	02-MFF318	02-MFF418
19.0	02-MFF319	-
20.0	02-MFF320	02-MFF420
22.0	-	-
25.0	02-MFF325	02-MFF425
30.0	02-MFF330	-
32.0	02-MFF332	-
52.0	02-MFF352	-



*02-MFF are 7.0mm across flats others are 6.0mm and continues thread to 5.5mm.

Note: Female/Female For lengths 19mm and longer the thread is 9.5mm from each end and not continuous through.

Spacers Threaded - Imperial

Rigidly secure means of supporting PCB

• Versatile with easy removal

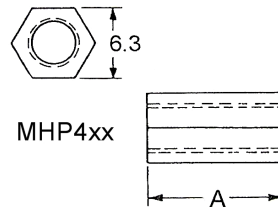
• Useful for stacking PC boards

For Imperial thread applications Nylon 6/6

Male/ Female

Length A mm	M3 Part No.
6.3	02-MHP306
9.5	02-MHP310
11.1	02-MHP311*
12.7	02-MHP313
15.9	02-MHP316
19.1	02-MHP319
22.2	02-MHP322
25.4	02-MHP325

Note: Female / female for lengths 19mm and longer the thread is 9.5mm from each end and not continuous through.
04-MHP3 is 6.3mm across flats



Length A mm	M4 Part No.
6.3	02-MHP406
9.5	02-MHP410
12.7	02-MHP413
15.9	02-MHP416
19.1	02-MHP419
22.2	02-MHP422
25.4	02-MHP425

UNC Threads

Versatile range of components

• Scaling up to 50.8mm

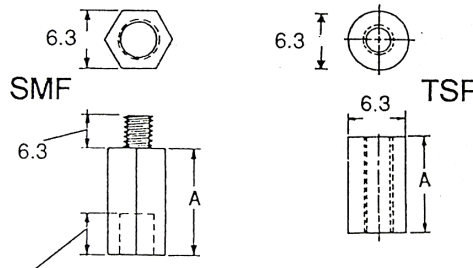
A range of UNC screws (page 1), Nuts (page 2), Washers (page 5) and Clearance Spacers (page 10 and 11) available to give considerable flexibility as well as a good finish

Male/Female

Length A mm	UNC 6-32 Part No.
6.3	02-SMF6-06
9.5	02-SMF6-10
12.7	02-SMF6-13
15.9	02-SMF6-16
19.1	02-SMF6-19
22.2	02-SMF6-22
25.4	02-SMF6-25
31.8	02-SMF6-32
38.1	02-SMF6-38
44.5	02-SMF6-44
50.8	02-SMF6-50

Thread UNC 6-32 Clearance Hole 3.6mm

Depth of thread is 6.3mm min. except for SMF6-06 depth which is 5.5mm minimum



Female / Female

Length A mm	UNC 6-32 Part No.
9.5	02-TSP6-10
12.7	02-TSP6-13
15.9	02-TSP6-16
19.0	02-TSP6-19
25.4	02-TSP6-25
31.8	02-TSP6-32
38.1	02-TSP6-38

ON TSP6-19 and above the thread is 9.5mm from each end and not continuous

Nylon 6/6

Nylon 6/6

Female / Female

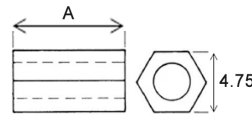
Length A mm	UNC 6-32 Part No.
9.5	02-HTSP6-10

Male/Female

Length A mm	UNC 8-32 Part No.
6.3	02-SMF8-06
9.5	02-SMF8-10
12.7	02-SMF8-13
15.9	02-SMF8-16
19.1	02-SMF8-19
22.2	02-SMF8-22
25.4	02-SMF8-25
31.8	02-SMF8-32
38.1	02-SMF8-38
44.5	02-SMF8-44
50.8	02-SMF8-50

Thread UNC 8-32

Depth of thread is 9.53mm min. except for SMF8-06 depth which is 5.5mm minimum
length of threaded stud is 9.53mm



Female / Female

Length A mm	UNC 6-32 Part No.
9.5	02-TSP4-10
12.7	02-TSP4-13
15.9	02-TSP4-16
19.0	02-TSP4-19
25.4	02-TSP4-25
31.8	02-TSP4-32
38.1	02-TSP4-38

ON TSP4-19 and above the thread is 9.5mm from each end and not continuous

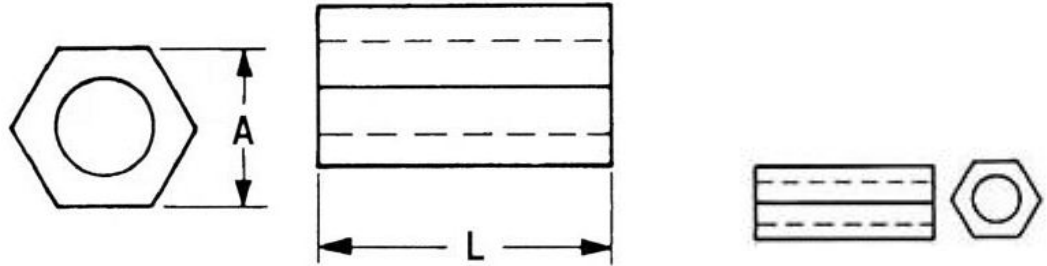

Nylon 6/6

Nylon 6/6

Hex. Spacers

Natural Nylon 6/6 • Spacer Hex Ngl. #4 Self Tap. • Self-threading, use with tapping spacer screws.

Part Number	ID	Screw Size	Length	Across Flats
01-HSP4-06	2.31	4	6.35	6.35
01-HSP4-10	2.31	4	9.53	6.35
01-HSP4-13	2.31	4	12.7	6.35
01-HSP4-16	2.31	4	15.88	6.35
01-HSP4-19	2.31	4	19.05	6.35

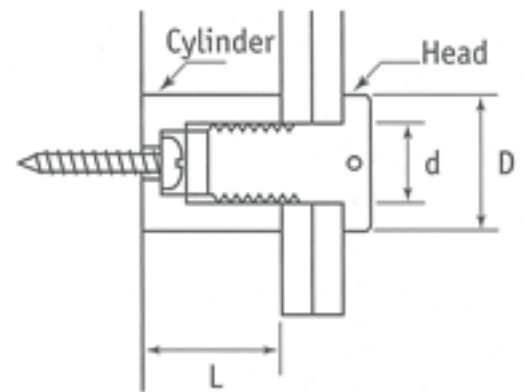


Self-Threading, use with tapping screws designed for plastics.



Panel Clamps / Stand Offs

New to our product range

- Designed to hold panels of glass, signage, wood etc
- Offsets the panel from the wall by 18mm
- Fantastic quick assembly
- Two part component using a M4 screw (not supplied) to fix it to the wall
- Comes in 3 Colours Black, White, Grey
- Moulded in strong ABS Plastic
- Quick assembly
- Adds a nice finish to panel fixings
- Also Available in Aluminium: Chrome, Black and Satin Silver



Part Number	D	d	L	Panel Thickness	Colour
04-PACL1817BS	17.0	10.0	18	6-10	Black
04-PACL1817GS	17.0	10.0	18	6-10	Grey
04-PACL1817WS	17.0	10.0	18	6-10	White



Panel Clamps / Stand Offs

New to our product range

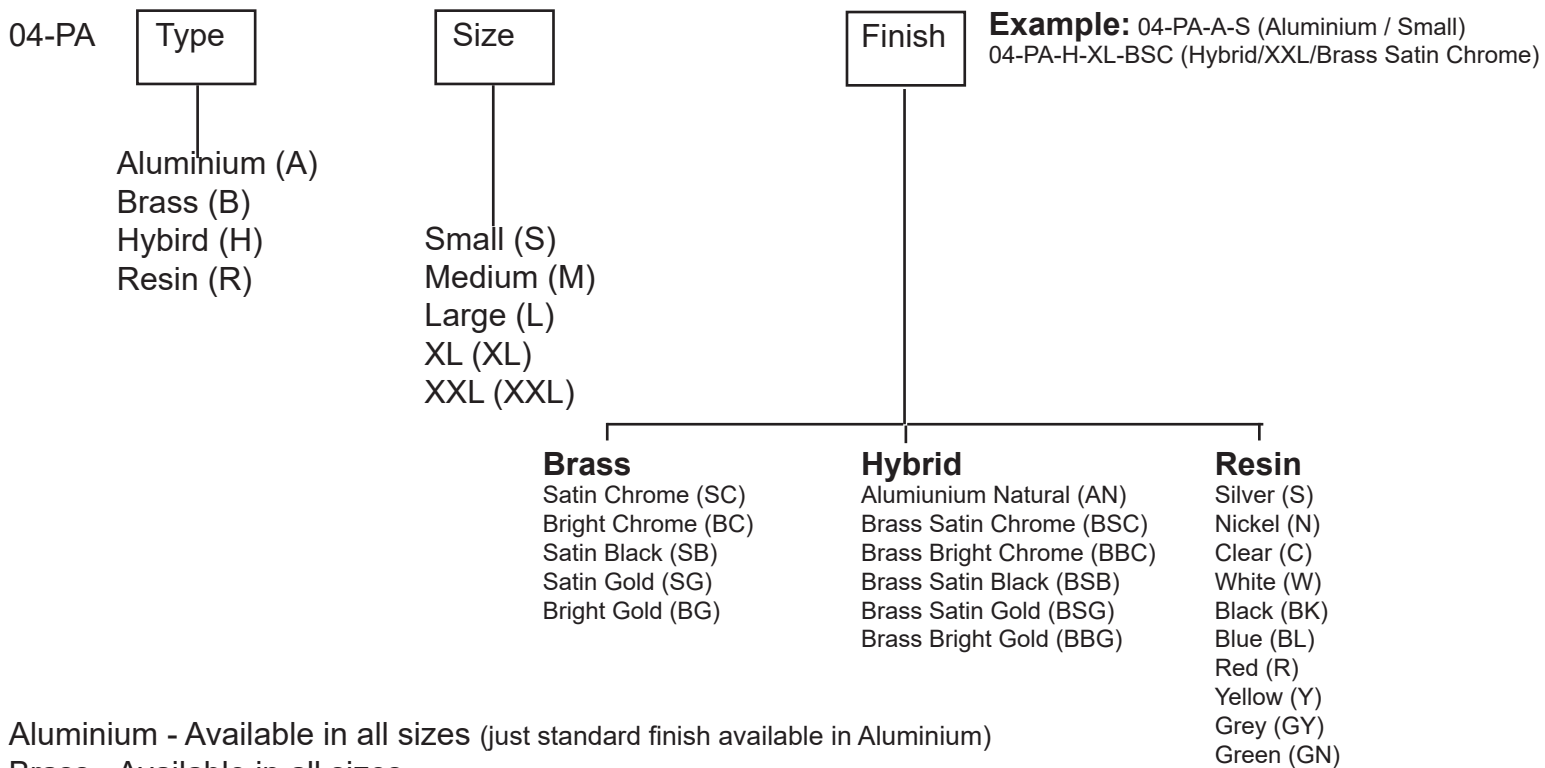
Innovative standoff system, used to mount panels on walls and other vertical and horizontal surfaces, in a wide range of sign and graphic display applications.

Optional extra spacers are also available, used to increase the standoff distance and/or hold more panels.

Sizes



How to order



Aluminium - Available in all sizes (just standard finish available in Aluminium)

Brass - Available in all sizes

Hybrid - Available up to XL

Resin - Available up to Large

To view colour choices visit our website www.hiq.co.nz

Panel Clamps - Extra Spacer Part


New to our product range

Using extra spacer parts gives you more creative options:

- Multiple panel layers with different colours and textures
- Off set layers
- Increase the standoff distance

For extra spacer part numbers add a 'D' to the end of the part number.

Example: 04-PA-B-L-SC-D (Brass/Large/SatinChrome/Spacer)




Colour Choices



This is available to view in colour on our website. www.hiq.co.nz

Assorted Kit - Clearance Spacers

Part Number: 01-AKSPC02



32 Different Sizes/ Types

Total of 560 pcs

Hi-Q Nylon Clearance Spacers Provide:

Electrical Insulation - Vibration & Corrosion Resistance - Non-magnetic

Low Thermal Conductivity - High Strength to Weight Ratio - Toughness &




Durability - Labour Saving Speed of Assembly

Part No. 01-AKSPC02

Part Number	Description	Qty	Part Number	Description	Qty
01-2BV02	Spacer Nyl 4.2mmOD M2.5 x 2mmL	20	01-3BV14	Spacer Nyl M3 x 14mmL	20
01-2BV03	Spacer Nyl 4.2mmOD M2.5 x 3mmL	20	01-3BV20	Spacer Nyl 6.40OD M3 x 20mmL	20
01-2BV04	Spacer Nyl 4.2mmOD M2.5 x 4mmL	20	01-4NE03	Spacer Nyl M4 8mmOD 3mmL	20
01-2BV05	Spacer Nyl 4.2mmOD M2.5 x 5mmL	20	01-4NE05	Spacer Nyl M4 8mmOD 5mmL	20
01-2BV06	Spacer Nyl 4.2mmOD M2.5 x 6mmL	20	01-4NE08	Spacer Nyl M4 8mmOD 7.5mmL	20
01-2BV09	Spacer Nyl 4.2mmOD M2.5 x 9mmL	20	01-4NE10	Spacer Nyl M4 8mmOD 10mmL	20
01-2BV12	Spacer Nyl 4.2mmOD M2.5 x 12mmL	20	01-4NE15	Spacer Nyl M4 8mmOD 15mmL	20
01-2BV16	Spacer Nyl 4.2mmOD M2.5 x 16mmL	20	01-4NE20	Spacer Nyl M4 8mmOD 20mmL	20
01-3BV02	Spacer Nyl 6.40OD M3 x 2mmL	20	01-5NE05	Spacer Nyl M5 10mmOD 5mmL	10
01-3BV03	Spacer Nyl 6.40OD M3 x 3mmL	20	01-5NE08	Spacer Nyl M5 10mmOD 7.5mmL	10
01-3BV04	Spacer Nyl 6.40OD M3 x 4mmL	20	01-5NE10	Spacer Nyl M5 10mmOD 10mmL	10
01-3BV05	Spacer Nyl 6.40OD M3 x 5mmL	20	01-5NE15	Spacer Nyl M5 10mmOD 15mmL	10
01-3BV06	Spacer Nyl 6.40OD M3 x 6mmL	20	01-6NE05	Spacer Nyl M6 10mmOD 5mmL	10
01-3BV08	Spacer Nyl 6.40OD M3 x 8mmL	20	01-6NE08	Spacer Nyl M6 10mmOD 7.5mmL	10
01-3BV10	Spacer Nyl 6.40OD M3 x 10mmL	20	01-6NE10	Spacer Nyl M6 10mmOD 10mmL	10
01-3BV12	Spacer Nyl 6.40OD M3 x 12mmL	20	01-6NE15	Spacer Nyl M6 10mmOD 15mmL	10

Assorted Kit - Nylon Spacers, Metric Threaded

Part Number: 02-AKSPT05



14 Different Sizes/ Types

Total of 668 pcs

Hi-Q Nylon Clearance Spacers Provide:

Electrical Insulation - Vibration & Corrosion Resistance - Non-magnetic Low Thermal

Conductivity - High Strength to Weight Ratio - Toughness & Durability - La-

bour Saving Speed of Assembly

Part No. 02-AKSPT05

Part Number	Description	Qty	Part Number	Description	Qty
02-SMF306	Spacer Nyl Hex M/F M3 x 6mmL	12	02-MFF310	Spacer Nyl Hex F/F M3 x 10mmL	12
02-SMF308	Spacer Nyl Hex M/F M3 x 8mmL	12	02-MFF312	Spacer Nyl Hex F/F M3 x 12mmL	12
02-SMF310	Spacer Nyl Hex M/F M3 x 10mmL	12	02-MFF315	Spacer Nyl Hex F/F M3 x 15mmL	12
02-SMF312	Spacer Nyl Hex M/F M3 x 12mmL	12	02-MFF320	Spacer Nyl Hex F/F M3 x 20mmL	12
02-SMF315	Spacer Nyl Hex M/F M3 x 15mmL	12	02-MFF325	Spacer Nyl Hex F/F M3 x 25mmL	12
02-SMF320	Spacer Nyl Hex M/F M3 x 20mmL	12	08-PNS3-06PS	Screw Nyl M3 x 6mm Pan Slot Hd	100
02-SMF325	Spacer Nyl Hex M/F M2 x 25mmL	12	08-PNS3-10PS	Screw Nyl M3 x 10mm Pan Slot Hd	100
02-MFF306	Spacer Nyl Hex F/F M3 x 6mmL	12	08-PNS3-06CS	Screw Nyl M3 x 6mm Csnk Slit Head	100
02-MFF308	Spacer Nyl Hex F/F M3 x 8mmL	12	08-PNS3-10CS	Screw Nyl M3 x 10mm Csnk Slot Head	10

Rivets - Post Type

The self expanding principle assures firm grip, even under constant vibration.

Permits application from one side only for bind applications.

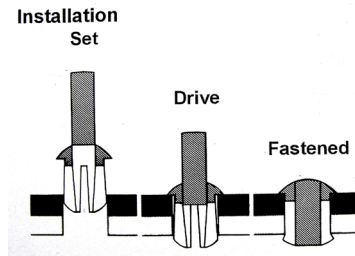
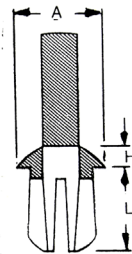
Tools to use range from a small hammer or hand tools (TRT1/TRT2) to custom made pneumatic tools.

Part Number	Normal Hole Diameter	Panel Thickness	A	H	L	Pin Diameter	Colour
04-PPRT32B	3.2	0.8-3.5	4.8	1.2	4.8	1.9	Black
04-PPRT34N	3.3	0.8-3.5	5.5	1.5	5.7	1.9	Natural
04-PPRT40N	4.0	4.8-6.4	5.5	1.3	7.9	2.4	Natural
04-PPRT41AN	4.1	1.6-4.6	7.5	1.3	5.8	2.4	Natural
04-PPRT48AN	4.8	1.6-4.8	7.1	1.9	7.5	3.2	Natural
04-PPRT48AN-1	4.8	1.6-4.8	11	1.9	7.2	3.2	Natural
04-PPRT48BN	4.8	2.0-9.5	7.1	1.2	11.4	3.2	Natural
04-PPRT48CN	4.8	7.9-11.2	7.1	1.9	13.6	3.2	Natural
04-PPRT57CB	5.7	2.2-7.9	9.5	2	11.4	3	Black
04-PPRT64BN	6.4	2.4-7.9	11.9	2.0	12.7	3.8	Natural
04-PPRT6416B	6.3	2.4-7.9	15.9	2.8	12.3	3.8	Black
04-PPRT68N	6.8	2.4-4.8	15.8	2.8	7.6	3.8	Natural

Other non stock sizes available on short delivery - Black also available in all sizes.

Rivet Insert Tools

Part Number	Rivet Pin Diameter	Colour	Suitable for Rivets
30-TRT1	1.91	Red	PRT34/40
30-TRT2	3.18	Yellow	PRT48
30-TRT3	3.81	Green	PRT64/68



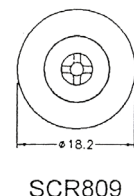
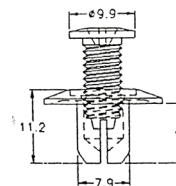
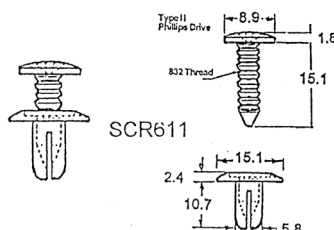
Screw Rivets

Two Piece combination screw and rivet.

- Push screw to snap tight, unscrew to loosen.

Part Number	Hole Diameter mm	Panel Thickness mm	Length L	Head Diameter A	Head Height H
04-SCR611	6.1-6.4	3.2 - 6.4	10.7	15.1	3.0
04-SCR611B	6.1-6.4	3.2 - 6.4	10.7	15.1	3.0
04-SCR709B	7.0	3.0-9.0	17.7	17.5	1.4
04-SCR711	6.9-7.2	1.6 - 3.2	11.1	14.2	3.0
04-SCR711B	6.9-7.2	1.6 - 3.2	11.1	14.2	3.0
04-SCR809B	8.0-8.2	3.5 - 4.2	11.2	18.2	2.2

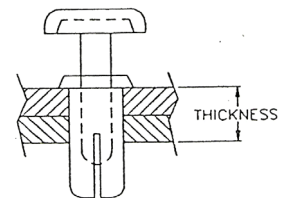
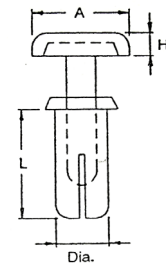
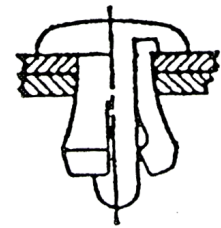

B = Black version



Snap Rivets - Pan Head

Ready assembled two part rivet. • Fast economical assembly to lock panels in place.
Permits application from one side for blind applications.

Part Number	Shaft Diameter	Panel Thickness	Length L	Head Diameter A	Head Height H
04-PRT2060B	2.0	3.5-4.5	6.0	4.8	0.75
04-PRT2642B	2.6	2.0-3.0	4.2	5.0	1.4
04-PRT2648B	2.6	2.5-3.4	4.8	5.0	1.4
04-PRT2655B	2.6	3.0-4.3	5.5	5.0	1.4
04-PRT3035B	3.0	1.3-2.5	3.5	6.3	1.5
04-PRT3055B	3.0	3.0-4.0	5.5	6.3	1.5
04-PRT3065B	3.0	4.0-5.0	6.5	6.2	1.6
04-PRT3075B	3.0	5.0-6.0	7.5	6.2	1.6
04-PRT3090B	3.0	6.5-7.5	9.1	6.3	1.7
04-PRT3100B	3.0	7.5-8.5	10.0	6.2	1.6
04-PRT3130B	3.0	10.2-11.2	13.2	6.3	1.5
04-PRT3550B	3.5	3.0-4.0	5.5	6.3	1.7
04-PRT4050B	4.0	2.5-3.5	5.0	8.0	1.8
04-PRT4059B	3.9	1.2-4.5	5.9	9.5	1.8
04-PRT4060B	4.0	3.5-4.5	6.0	8.0	1.8
04-PRT4080B	4.0	2.5-6.4	8.0	7.0	1.8
04-PRT4100B	4.0	7.5-8.5	10.0	8.0	2.0
04-PRT4120B	4.0	9.5-10.5	12.0	8.0	2.0
04-PRT4250B	4.0	19-20.5	25.0	8.0	2.0
04-PRT5045B	5.0	1.5-2.5	4.5	8.8	2.2
04-PRT5055B	5.0	2.5-3.5	5.5	8.8	2.2
04-PRT5065B	5.0	3.5-4.5	6.5	8.8	2.2
04-PRT5070B	5.0	4.0-5.0	7.0	9.0	1.5
04-PRT5090B	5.0	5.8-7.6	9.4	9.0	1.5
04-PRT5110B	4.9	7.5-8.5	10.4	8.9	2.2
04-PRT6060B	6.0	3.0-4.0	6.0	8.8	2.2



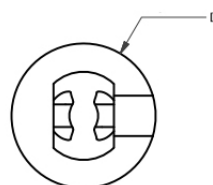
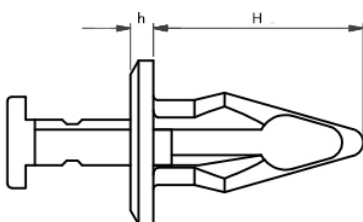
Nylon 6/6 Black (Suffix 'B.') White and Natural available in some sizes (Suffix 'W' or 'N').
Other non stock sizes available.

Push Lock Rivets

Ready assembled two part rivet. • Closed end feature acts a self-aligning mechanism
Double locking construction prevents the pin from disengaging

Part Number	Hole Size	Panel Thickness	D	h	H
04-PRLT6522	6.5	2.5 - 8.9	15	2	22
04-PRLT7023	7.0	9.0 - 13	18	2.5	23
04-PRLT8023	8	4.0 - 8.0	18	2.9	23
04-PRLT9523	9.5	3.5 - 7.0	18	2.5	23
04-PRLT10025	10	6.0 - 10.0	20	3.7	26
04-PRLT11550	11.5	29.0 - 31.0	30	2.5	50

Black Nylon 6/6




Contact us for p

availability

Two-Piece Removable Rivets

Removable rivets, two-piece • Can be removed by inserting screwdriver under pin • Nylon 6/6

Part Number	OD mm	Height mm	Length L mm	Hole Size mm	Panel Thickness
04-PTPR516	9.53	1.78	12.70	4.78	1.59
04-PTPR532	9.53	1.78	12.70	4.78	3.18
04-PTPR616	11.11	1.78	12.70	6.35	1.59
04-PTPR632	11.11	1.78	12.70	6.35	3.18
04-PTPR648	11.11	1.78	12.70	6.35	4.76

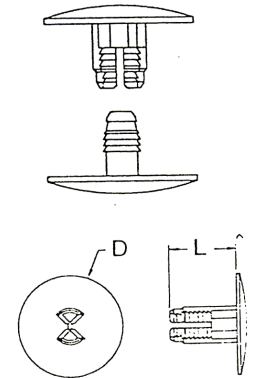


Ratchet Rivets

Large head option. • Strong Connection • Suitable for soft materials

Identical nylon fasteners, pressed together to close. Use two per connection

Part Number	Hole Diameter	Panel Thickness	Length L	Head Diameter D	Head Height
04-PRR70609	6.4	6.0-7.5	5.5	9.5	1.0
04-PRR70610	7.1	6.0-7.5	5.5	10.3	1.0
04-PRR70619	7.1	6.0-7.5	5.5	19.1	2.0
04-PRR70810	7.1	8.8-12.7	8.7	10.3	1.0
04-PRR70819	7.1	8.8-12.7	8.7	19.1	2.0
04-PRR71319	7.1	12.7-20.6	12.7	19.1	2.0
04-PRR71919	7.1	19.8-34.9	19.1	19.1	2.0
04-PRR71310	7.1	12.7-20.62	12.7	10.3	2.0
04-PRR71910	7.1	19.81-34.93	19.05	10.3	2.0

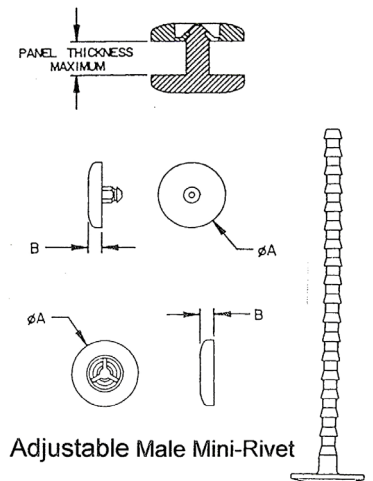


Large head option, strong connection, suitable for soft materials - Available in black also.

Mini Rivets

Press together for quick fastening • Male and Female parts are packaged and sold separately

Part Number	Description	Post Diameter	Panel Thickness	Diameter A	Thick B
04-PMRM320	Male	3.2	1.6	12.7	2.5
04-PMRM324	Male	3.2	2.4	12.7	2.5
04-PMRM332	Male	3.2	3.2	12.7	2.5
04-PMRM348	Male	3.2	4.8	12.7	2.5
04-PMRM3479	Adj. Male	3.12	3.2-47.9	12.7	1.6
04-PMRF3	Female	3.2	N/A	12.7	2.5
04-PMRM311	Male	3.18	1.14	12.7	2.54
04-PMRM2127	Male	2.39	1.57-9.53	8.99	1.57
04-PMRM223	Male	2.39	2.29	9.53	1.91
04-PMRM279	Male	2.39	7.92	9.53	1.91
04-PMRM114	Male	1.52	1.14	6.35	1.27
04-PMRM116	Male	1.52	1.57	6.35	1.27
04-PMRM191	Male	1.52	1.91	6.35	1.27
04-PMRM308	Male	3.18	0.81	12.7	2.54
04-PMRF1	Female	1.52	N/A	6.35	1.27
04-PMRF2	Female	2.39	N/A	9.53	1.91



Adjustable Male Mini-Rivet

Push Clips

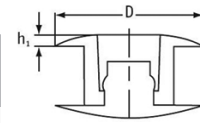
Fast and easy clip in design

- Ideal for fixing multiple lightweight panels together

Male & female parts sold together

White Nylon 6/6

Part Number	Hole Diameter	Maximum Panel Thickness	D	H1
04-PPC4.2	6	4.2	10	0.8



Anchor Rivets

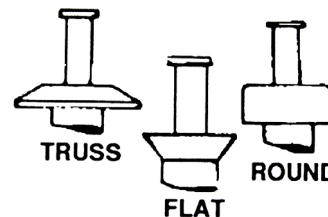
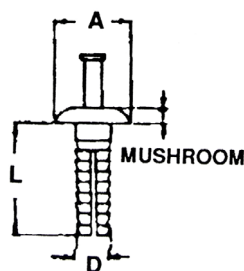
Provide versatile, inexpensive, corrosion and vibration resistant blind fasteners for solid or hollow materials

Can be used in a range of materials including wood, concrete, plaster, metal or plastic.

Installation is fast. Rivet is inserted in predrilled hole and tapped with a hammer, the drive pin expands and secures the rivet.

Part Number	Head Style	Shaft Diameter D	Length L	Head Diameter A	Head Height
04-APM48191	Mushroom	4.8	19.1	14.3	2.8
04-APM64191	Mushroom	6.4	19.1	14.3	2.8
04-APM64254	Mushroom	6.4	25.4	14.3	2.8
04-APM64381	Mushroom	6.4	38.1	14.3	2.8
04-APF64143	C/sink / Flat	6.4	14.3	11.1	2.7
04-APF64191	C/sink / Flat	6.4	19.1	11.1	2.7
04-APT48191	Truss	4.8	19.1	15.9	2.8
04-APT64191	Truss	6.4	19.1	15.9	2.8
04-APT64254	Truss	6.4	25.4	15.9	2.8
04-APT64381	Truss	6.4	38.1	15.9	2.8
04-APT641016	Truss	6.4	101.6	15.9	2.8
04-APT641270	Truss	6.4	127.0	15.9	2.8
04-APT641524	Truss	6.4	152.4	15.9	2.8

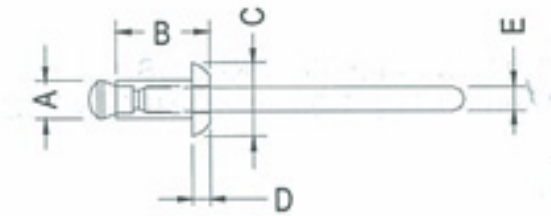
Material: Nylon White. Also available with Zinc Plated Steel Drive Pin.



Pop Rivets
Polycarbonate

• Clear / Black

Part Number	A	B	C	D	E	Mounting Hole Ø	Chassis Thickness	Cut Out Force
04-PPRV3350B	3.2	6.4	6.4	1.4	2.1	3.3	1.0~4.0	20
04-PPRV3382B	3.2	9.6	6.4	1.4	2.1	3.3	4.0~7.0	20
04-PPRV33113B	3.2	12.7	6.4	1.4	2.1	3.3	7.0~10.0	20
04-PPRV4146B	4.0	6.4	8.0	1.8	2.4	4.1	1.0~4.0	25
04-PPRV4178B	4.0	9.6	8.0	1.8	2.4	4.1	4.0~7.0	25
04-PPRV41109B	4.0	12.7	8.0	1.8	2.4	4.1	7.0~10.0	25
04-PPRV48124B	4.8	14.4	9.6	2.0	2.8	4.9	8.0-11	40
04-PPRV4860	4.8	8	9.6	2.0	2.8	4.9	1.5-5.0	40
04-PPRV57105B	5.6	12.7	12	2.2	3.4	5.7	5.5-8.5	65
04-PPRV57137B	5.6	15.9	12	2.2	3.4	5.7	8.5-12	65
04-PPRV5774B	5.6	9.6	12	2.2	3.4	5.7	2.0-5.5	65



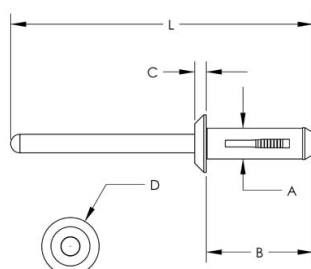
Blind Rivets

Body: Nylon 6/6 Pin: Acetal

• Black

The three leg design securely locks the panels in place and prevents pullout.

Part Number	A	B	C	D	Mounting Hole Ø	Chassis Thickness
04-PPRV5516	4.7	16.5	1.8	8.9	5.5	1.5 - 4.5
04-PPRV5518	4.8	18.5	3	11.2	5.5	1.5 - 4.5
04-PPRV6318	6.1	17.8	2.4	16.7	6.3	3.9 - 5.9
04-PPRV6328C	6.1	28.0	2.4	16.8	6.3	3.9 - 10.0
04-PPRV6328D	6.1	28.0	2.4	12.9	6.3	3.9 - 10.0



Push in Fastener

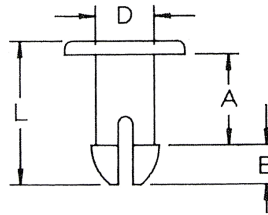
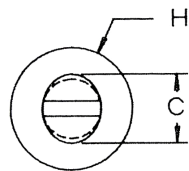
A light convenient method to join insulating materials, light sheet metal, circuit boards, or other light material.

Special designed legs provide compression and expansion to lock fastener into pre-punched holes.

Part Number	Nominal Hole	H	A	B	C	D	L
04-PIF236	2.5	4.8	1.7	1.9	2.5	2.3	4.6
04-PIF347*	3.0	5.2	3.1	2.7	3.7	2.9	6.6
04-PIF343	3.0	5.2	4.0	3.4	3.6	2.9	8.2
04-PIF346	3.0	5.2	6.4	2.7	3.7	2.9	10.0
04-PIF450*	4.3	8.7	3.2	3.5	5.1	4.2	7.5
04-PIF481*	4.3	8.7	3.2	3.5	5.1	4.2	7.9
04-PIF537	4.8	9.5	16.2	4.6	5.6	4.6	22.2
04-PIF553*	4.8	8.7	6.1	4.4	5.7	4.5	12.5
04-PIF628	6.2	8.7	22.2	4.4	5.7	4.5	28.3
04-PIF666	6.1	11.5	8.4	4.8	7.5	6.1	14.1
04-PIF763	6.5	11.5	7.0	3.6	7.5	6.1	11.7
04-PIF765	6.5	15.1	12.2	4.7	7.4	6.2	18.2
04-PIF221	2.0	4.8	5.08	1.65	2.64	2.03	7.54
04-PIF331	3.0	5.95	2.03	1.78	4.57	3.15	5.21
04-PIF686	6.1	12.7	3.96	4.32	7.14	6.15	9.65

Nylon - Other non stock sizes available.

* Black Available. Add suffix B to part number

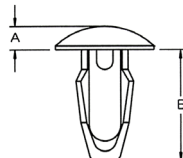
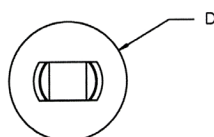


Snap Clips

A combination of tough acetal and a resilient design give these clips a positive snap and more definite grip when inserted

Part Number	Hole Size	Panel Thickness	Head Diameter D	Length B	Head Height A
04-PSN3008	3.2	0.8	6.3	6.3	1.5
04-PSN3016	3.2	1.6	6.3	7.1	1.5
04-PSN3024	3.2	2.4	6.3	7.9	1.5
04-PSN3032	3.2	3.2	6.3	8.7	1.5
04-PSN4008	4.0	0.8	8.0	7.1	1.5
04-PSN4016	4.0	1.6	8.0	7.9	1.5
04-PSN4024	4.0	2.4	8.0	8.7	1.5
04-PSN4032	4.0	3.2	8.0	9.5	1.5
04-PSN4040	4.0	4.0	8.0	10.3	1.5
04-PSN5008	4.8	0.8	8.0	7.9	1.5
04-PSN5016	4.8	1.6	8.0	8.7	1.5
04-PSN5024	4.8	2.4	8.0	9.5	1.5
04-PSN5032	4.8	3.2	8.0	10.3	1.5
04-PSN5040	4.8	4.0	8.0	11.1	1.5
04-PSN6016	6.3	1.6	12.7	10.7	1.5
04-PSN6024	6.3	2.4	12.7	11.5	1.5
04-PSN6032	6.3	3.2	12.7	12.3	1.5
04-PSN6040	6.3	4.0	12.7	13.1	1.5
04-PSN6048	6.3	4.8	12.7	13.9	1.5

Material: Acetal Natural (Off white)



* Black Available. Add suffix B to part number

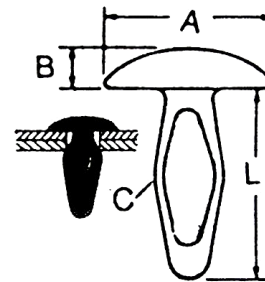
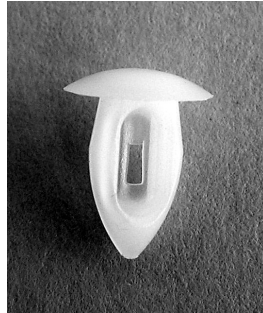
Arrow Clips

Body is designed to compress as it is forced through a pre-punched hole and spring back to original shape to lock securely

Part Number	Hole Diameter	Panel Thickness	Length L	Head Dia. A	Head Height B	Dim. C
04-PCC022	2.2-2.3	0.8-2.7	4.8	3.2	0.8	2.7
04-PCC030*	3.0-3.1	1.6-3.2	9.9	7.1	1.5	3.7
04-PCC035	3.3-3.5	2.0-3.1	8.6	7.5	1.5	4.0
04-PCC036*	3.3-3.6	3.0-4.0	10.8	7.5	1.5	3.8
04-PCC003*	3.8-4.1	1.6-3.2	9.9	7.1	1.0	5.0
04-PCC004	3.8-4.1	1.6-3.7	10.2	7.1	2.0	4.6
04-PCC049	4.6-4.9	1.6-3.2	10.2	9.1	1.5	5.7
04-PCC057	5.4-5.7	1.6-3.2	11.4	9.4	1.5	5.7
04-PCC063	6.3-6.6	3.2-6.3	16	12.7	1.3	7.2
04-PCC065	6.0-6.5	3.2-4.8	14.6	12.3	1.5	7.4
04-PCC085N	8.4-8.5	1.6-8.6	22.9	17.4	1.8	9.5

Nylon 6/6 Natural - Other non stock sizes available.

*Black Available. Add suffix B to part number.

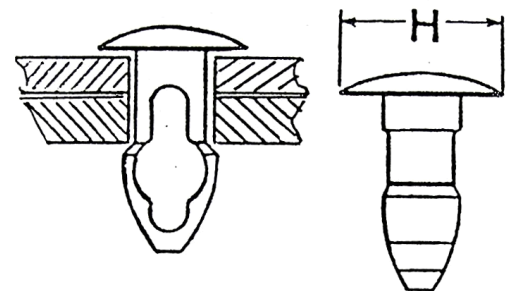


Keyhole Clips

Multi-purpose fastener clip • Easy assembly with finger pressure

Angled panel lock section takes up slack in panels. Nylon 6/6.

Part Number	Head Diameter H	Hole Size	Panel Thickness
04-PKY3024*	6.3	3.2	2.4
04-PKY3032	6.3	3.2	3.2
04-PKY3040*	6.3	3.2	4.0
04-PKY4024*	8.0	4.0	2.4
04-PKY4032*	8.0	4.0	3.2
04-PKY4040*	8.0	4.0	4.0
04-PKY4048*	8.0	4.0	4.8
04-PKY4056*	8.0	4.0	5.5
04-PKY4095	8.0	4.0	9.53
04-PKY5024*	8.0	4.8	2.4
04-PKY5032*	8.0	4.8	3.2
04-PKY5040*	8.0	4.8	4.0
04-PKY5048*	8.0	4.8	4.8
04-PKY5056*	8.0	4.8	5.6
04-PKY5063*	8.0	4.8	6.3
04-PKY5080*	8.0	4.8	8.0
04-PKY5095*	8.0	4.8	9.5
04-PKY6024*	12.7	6.3	2.4
04-PKY6032	12.7	6.3	3.2
04-PKY6040	12.7	6.3	4.0
04-PKY6048	12.7	6.3	4.8
04-PKY6063	12.7	6.3	6.3
04-PKY6071	12.7	6.3	7.1
04-PKY6080	12.7	6.3	8.0
04-PKY6095	12.7	6.3	9.5
04-PKY6127	12.7	6.3	12.7



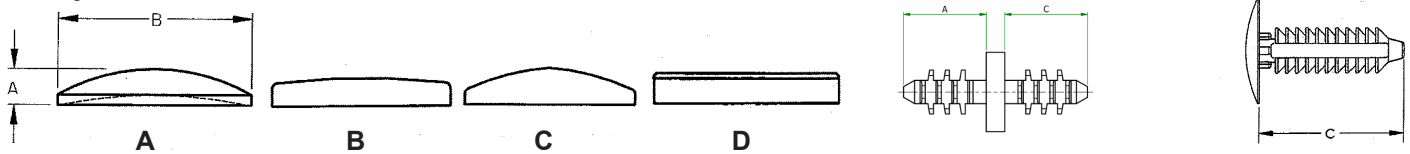
Barbed Clips - PRC Series

An economical fastener which caters for a wide range of panel thickness and materials

Part Number	Hole Size	Panel Thickness	Head Diameter B	Head Style	Head Height A	Length C
04-PRC513	4.8	0.6-9.3	9.5	A	1.8	12.7
04-PRC515	4.8	0.8-8.4	11.2	B	1.7	14.3
04-PRC517	4.8	3.2-9.3	11.1	D	1.8	16.3
04-PRC517K	4.8	2.5-15.2	11.7	A	1.0	17.5
04-PRC518P	4.8	3.2-11.4	7.2	C	1.7	17.8
04-PRC518A	4.8	0.8-13.0	11.1	B	1.8	17.8
04-PRC610	6.4	5.1-5.5	18.3	A	2.3	10.8
04-PRC611	6.4	2.7-7.6	17.8	A	2.5	11.1
04-PRC619	6.4	3.8-13.6	12.6	A	1.9	19.9
04-PRC620	6.4	3.8-13.6	17.8	A	2.5	20.3
04-PRC725	7.1	4.3-19.6	17.6	A	2.3	24.8
04-PRC723	7.1	2.4-12.7	15.9	A	2.8	22.6
04-PRC1028NM	6.0-6.3	2.5-20.3	17.8	-	2.5	26.9
04-PRC1028BM	10.0	1.5-20.0	21.8	-	3.5	28.2
04-PRCD7578BM	7.5	A & B 3.0-8.0	19.0	-	1.0	A & C 17.5

Material : Molded Black Nylon 6/6 – UV Resistant except for PRC518P which is black polypropylene
Some sizes available in white & natural nylon 6/6

Headstyles:

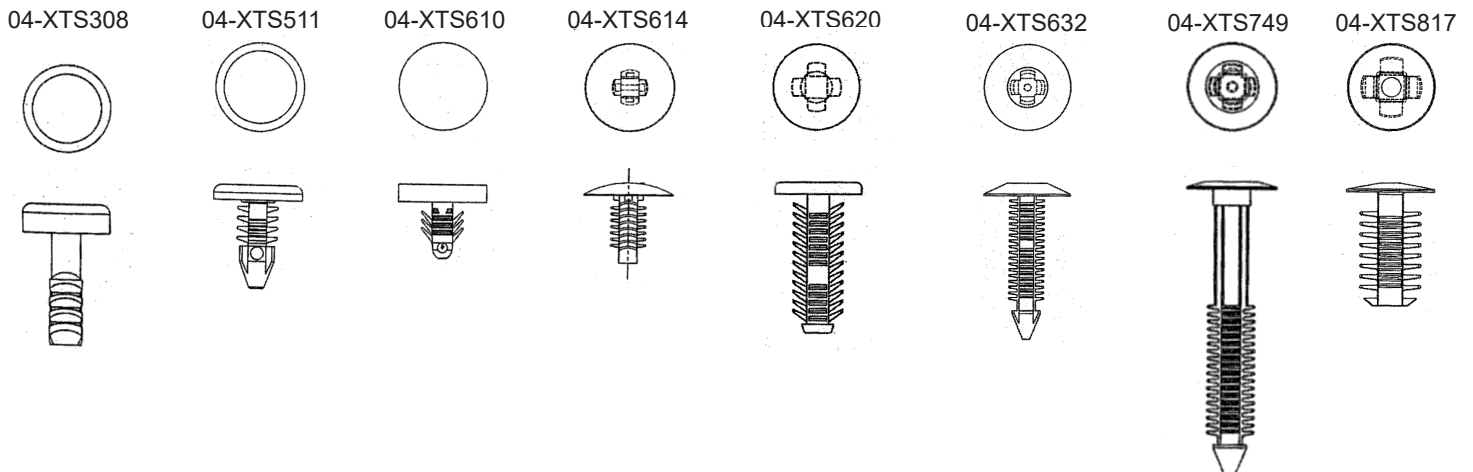


Special Barbed Clips - XTS Series

Variety of hole sizes and panel thicknesses • Clips can be used in blind hole applications.

Material : Molded in Black Nylon 6/6 – UV Resistant

Part Number	Hole Size	Panel Thickness	Head Diameter B	Head Height A	Length C
04-XTS308	3-3.3	3.4-6.3	6.4	2.0	7.8
04-XTS511	4.6-4.8	0.9-5.3	11.1	1.9	11.1
04-XTS610	6.1-6.6	1.9-4.7	15.5	3.0	9.8
04-XTS614	6.35	1.8-10.1	17.8	2.54	13.8
04-XTS620	6.35	3.2-17.4	12.7	1.7	19.9
04-XTS632	6.32	1.3-22.2	19.0	2.8	31.8
04-XTS749	7.14	20.6-40.1	15.1	1.3	49.1
04-XTS817	8.1	3.0-12.7	12.7	1.3	16.6

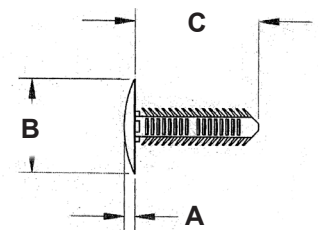


Barbed Clips - XT Series

An economical fastener which caters for a wide range of panel thicknesses and materials

Material : Moulded in Black Nylon 6/6 – UV Resistant

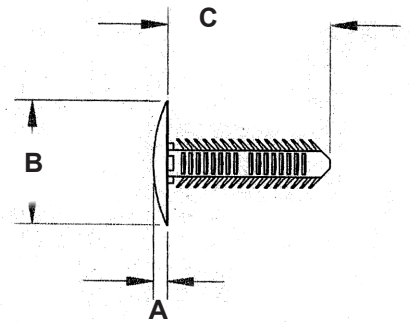
Part Number	Hole Size	Panel Thickness	Head Diameter B	Head Height A	Length C
04-XT305	3.2	1.6-3.2	8.7	1.6	5.3
04-XT308	3.2	1.6-6.3	8.7	1.6	8.2
04-XT312	3.2	1.6-9.5	8.7	1.6	11.6
04-XT509	4.8	1.6-6.4	12.7	1.98	8.8
04-XT512	4.8	1.6-9.5	12.7	1.98	12.0
04-XT515	4.8	1.6-12.7	12.7	1.98	15.2
04-XT518	4.8	1.6-15.9	12.7	1.98	18.4
04-XT522	4.8	1.6-19.1	12.7	1.98	21.5
04-XT610	6.4	1.6-6.4	17.8	2.54	9.9
04-XT613	6.4	1.6-9.5	17.8	2.54	12.9
04-XT616	6.4	1.6-12.7	17.8	2.54	16.0
04-XT619	6.4	1.6-15.9	17.8	2.54	19.2
04-XT622	6.4	1.6-19.1	17.8	2.54	22.4
04-XT626	6.4	1.6-22.2	17.8	2.54	25.5
04-XT628	6.4	1.6-25.4	17.8	2.54	28.4
04-XT635	6.4	1.6-31.8	17.8	2.54	35.1
04-XT642	6.4	1.6-38.1	17.8	2.54	41.5
04-XT648	6.4	1.6-44.5	17.8	2.54	47.8
04-XT655	6.4	1.6-50.8	17.8	2.54	54.7
04-XT710	7.1	1.6-6.4	20.0	2.54	9.8
04-XT713	7.1	1.6-9.5	20.0	2.54	13.1
04-XT716	7.1	1.6-12.7	20.0	2.54	16.3
04-XT720	7.1	1.6-15.9	20.0	2.54	19.5
04-XT723	7.1	1.6-19.1	20.0	2.54	22.7
04-XT726	7.1	1.6-22.2	20.0	2.54	25.9
04-XT729	7.1	1.6-25.4	20.0	2.54	29.1
04-XT736	7.1	1.6-31.8	20.0	2.54	35.6
04-XT742	7.1	1.6-38.1	20.0	2.54	41.9
04-XT748	7.1	1.6-44.5	20.0	2.54	48.3
04-XT755	7.1	1.6-50.8	20.0	2.54	54.7
04-XT810	7.9	1.6-6.4	22.2	2.54	10.4
04-XT813	7.9	1.6-9.5	22.2	2.54	13.4
04-XT820	7.9	1.6-15.9	22.2	2.54	19.9
04-XT823	7.9	1.6-19.1	22.2	2.54	22.7
04-XT826	7.9	1.6-22.2	22.2	2.54	26.3
04-XT830	7.9	1.6-25.4	22.2	2.54	29.5
04-XT836	7.9	1.6-31.8	22.2	2.54	36.0
04-XT842	7.9	1.6-38.1	22.2	2.54	42.4
04-XT911	9.5	1.6-6.4	25.4	2.54	11.3
04-XT924	9.5	1.6-19	25.4	2.54	24.0
04-XT932	9.5	1.6-31.8	25.4	2.54	36.85
04-XT943	9.5	1.6-12.7	25.4	2.54	43.3
04-XT956W	9.5	1.6-50.8	25.4	2.54	54.15



Barbed Clips - XTM Metric Series

Moulded in Black Nylon 6/6 – UV Resistant

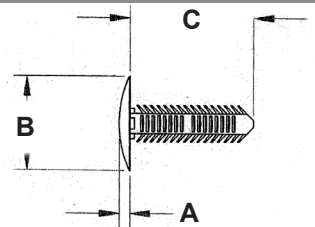
Part Number	Hole Size	Panel Thickness	Head Diameter B	Head Height A	Length C
04-XTM305	3.0	1.6-3.0	8.4	1.6	4.8
04-XTM408	4.0	1.6-6.0	11.2	2.0	8.3
04-XTM509	5.0	1.6-6.0	14.0	2.0	8.5
04-XTM512	5.0	1.6-10.0	14.0	2.0	12.3
04-XTM528	5.0	1.6-26.0	14.0	2.0	28.3
04-XTM609	6.0	1.6-6.0	16.8	2.0	9.3
04-XTM613	6.0	1.6-10.0	16.78	2.0	13.21
04-XTM621	6.0	1.6-18.0	16.8	2.0	21.3
04-XTM629	6.0	1.6-26.0	16.78	2.0	29.4
04-XTM654	6.0	1.6-50.0	16.8	2.0	53.7



Barbed Clips – Misc

Designed to hold two or more panels together, particularly where the final panel has a blind hole.

Part Number	Type	Hole Size mm	Grip Range	Colour	Size B x A x Cmm
04-266-0019	Flat Head	6.0 - 6.8	2.6 – 28.0	Black	12.0 x 1.0 x 36.0
04-266-0022	Flat Head	6.0 – 6.8	2.6 – 28.0	White	12.0 x 1.0 x 36.0
04-266-0050	Dome Head	4.8 – 5.1	2.0 – 9.0	White	12.0 x 1.5 x 15.0

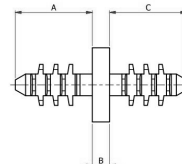
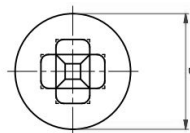


Double End Barb Clip

Nylon 6/6

• Black

Part Number	Hole Size	Panel Range	D	B	A & C
04-PRCD7578BM	7.5	3.0 - 8.0	19	1	17.5




Panel Latch

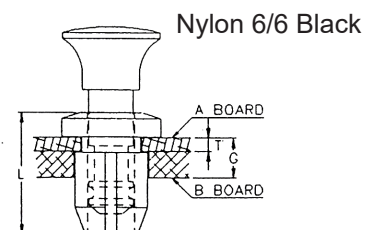
Ideal for inspection panels or door latches • A simple pull is all that's required to close or open the panel

Fast, economical assembly to lock panel in place. Supplied in two parts, the pin is fitted to the grommet through a hole in the opening panel, then the grommet is inserted into the hole in the fixed panel.

Part Number	Hole Diameter		Grommet Length L	Knob Diameter	Knob Style	A Panel Thickness A	Overall Thickness H
	A Panel Dia.	B Panel Dia.					
04-PD11	7.5	8.0	11.1	9.4	DL-1	1.6	2.0 ~ 4.2
04-PDL2	7.5	8.0	11.2	16.0	DL-2	1.6	2.0 ~ 4.2
04-PDL3	6.0 ~ 6.1	6.3 ~ 6.5	10.4	8.5	DL-3	1.6	2.0 ~ 4.2
04-PDL4	6.0 ~ 6.1	6.3 ~ 6.5	11.4	8.5	DL-4	2.5	3.0 ~ 5.2
04-PDL5	4.5	4.8	9.5	6.4	DL-5	1.6	2.0 ~ 3.6



PLUNGER HEAD STYLE			
DL-1/DL-6	DL-2	DL-3/DL-4	DL-5
Ø9.4 6.2	Ø15.8 9.5	Ø8.5 7	Ø6.4 6.35

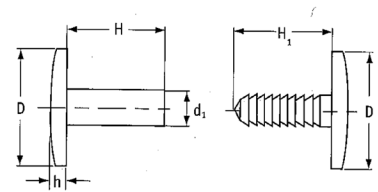



Binder Screws

- Stock colour white
- Also available in black

Other sizes available

Part Number	d1	H	Size	H1	D	h
04-PBSH5-10W	5.0	10.00	M4	5.0	12.0	2.6
04-PBSH5-12W	5.0	12.00	M4	10.0	12.0	2.6
04-PBSH5-15W	5.0	15.00	M4	10.0	12.0	2.6
04-PBSH5-20W	5.0	20.00	M4	10.0	12.0	2.6
04-PBSH5-25W	5.0	25.00	M4	10.0	12.0	2.6
04-PBSH5-40W	5.0	40.00	M4	10.0	12.0	2.6
04-PBSH5-60W	5.0	60.00	M4	10.0	12.0	2.6
04-PBSH5-05B	5.0	5.00	M4	5.0	12.0	2.6
04-PBSH5-10B	5.0	10.00	M4	10.0	12.0	2.6
04-PBSH5-15B	5.0	15.00	M4	10.0	12.0	2.6
04-PBSH5-20B	5.0	20.00	M4	10.0	12.0	2.6
04-PBSH5-40B	5.0	40.00	M4	10.0	12.0	2.6
04-PBSH5-50B	5.0	50.00	M4	10.0	12.0	2.6



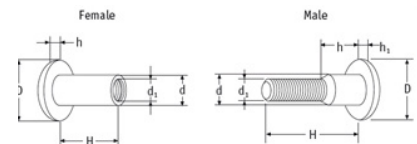
Book Screws

- Stock colour white

Designed to fit with mating male/ female parts.

Moulded in nylon 6/6

Part Number	Type	D1	D	H	d	h	H1
04-PBKS08-10MW	Male	M6	16	10	8	-	3
04-PBKS08-10FW	Female	M6	16	10	8	3	-



Imperial Threaded Binder Screws

- Moulded in clear polycarbonate

Simple, effective, fast binding solution for a variety of applications including;

- Architectural drawings • Paper & Scrapbooking • Swatch Books • Acrylic Displays

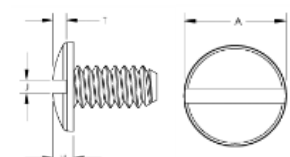
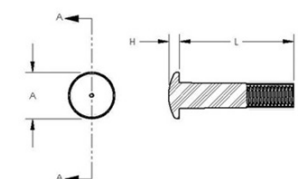
*Screws & posts are sold separately

Posts

Part Number	Thread	Post Outside Dia	Length	A	Head Height	Screw Length
04-PBSP6-6C	832	5.5	6.3	9	2.3	6.3
04-PBSP6-9C	832	5.5	9.5	10	2.3	9.5
04-PBSP6-13C	832	5.5	12.7	10	2.3	9.5

Screws

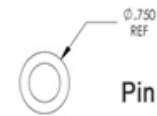
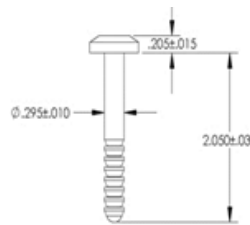
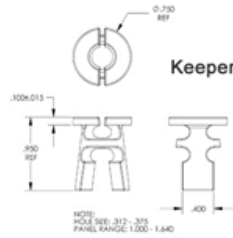

Part Number	Thread	A	H	J	T	Length
04-PBSP6-6SCREW	832	9	2.3	1.5	1.6	6.3
04-PBSP6-9SCREW	832	10	2.3	1.5	1.6	9.5



Sign Fastener Pin and Keeper

- Designed for rapid assembly and disassembly of a sign or other panel to its support structure.
- The sign fastener can be used to fasten two pieces together with total panel thickness from 25.4 – 41.6mm.
The sign fastener is designed for outdoor use.

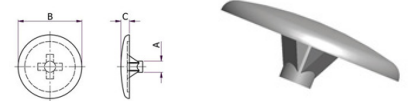
Part Number	Description	Head Dia mm	Head Height mm	Shank Dia mm	Body Length mm
04-PPFP50	Pin	19.05	5.2	7.5	52
04-PPFK9.5	Keeper	19.05	2.5		



Pozi Drive Screw Caps

- Provide a quick and neat finish of screws

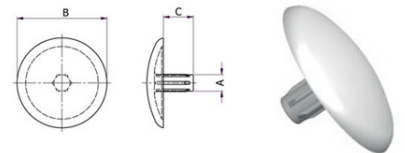
Part Number	Colour	Pozi Drive Screw Size	A	B	C
04-CPPD5/12BK	Black	2	5	12	1.5
04-CPPD5/12WH	White	2	5	12	1.5



Rivet Caps

- Provide a quick and neat finish of rivets and screws

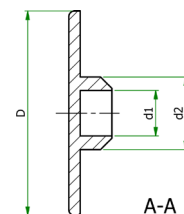
Part Number	Colour	A	B	C
04-CPRC3.2/12BK	Black	3.2	12	6
04-CPRC3.2/12WH	White	3.2	12	6



Allen Screw Cap

Covers screws to conceal and protect

Part Number	Allen Screw	D	d1	d2
14-CPAM10M	M10	18	6	8.4
14-CPAM5M	M5	17	2.8	4.3



Assorted Kit - Rivets & Miscellaneous Clip

Part Number: 04-AKRIV02



30 Different Sizes/ Types
Total of 600pcs

Hi-Q Nylon Rivets & Clips Provide:

Electrical Insulation - Vibration & Corrosion Resistance - Non-magnetic Low Thermal Conductivity - High Strength to Weight Ratio - Toughness & Durability - Labour Saving Speed of Assembly

Part No. 04-AKRIV02

Part Number	Description	Qty	Part Number	Description	Qty
04-PRT2642B	Snap Rivet Nyl Blk 2.6 x 4.2mmL	20	04-PKY3024	Keyhole Clip Nyl 3.2D x 2.4mmT	20
04-PRT2648B	Snap Rivet Nyl Blk 2.6 x 4.8mmL	20	04-PKY3032	Keyhole Clip Nyl 3.2D x 3.2mmT	20
04-PRT2655B	Snap Rivet Nyl Blk 2.6 x 5.5mmL	20	04-PKY3040	Keyhole Clip Nyl 3.2D x 4mmT	20
04-PRT3035B	Rivet Button Nyl Blk 3 x 3.5mmL	20	04-PKT4024	Keyhole Clip Nyl 4D x 4.2mmT	20
04-PRT3055B	Rivet Button Nyl 3 x 5.5mmL	20	04-PKY4032	Keyhole Clip Nyl 4D x 3.2mmT	20
04-PRT3065B	Rivet Button Nyl Blk 3 x 6.5mmL	20	04-PKY4040	Keyhole Clip Nyl 4D x 4mmT	20
04-PRT3075B	Rivet Button Nyl Blk 3 x 7.5mmL	20	04-PKY5024	Keyhole Clip Nyl 4.8D x 2.4mmT	20
04-PRT3550B	Rivet Button Nyl Blk 3.5 x 5mmL	20	04-PKY5032	Keyhole CLip Nyl 4.8D x 3.2mmT	20
04-PRT4050B	Rivet Button Nyl Blk 4 x 5mmL	20	04-PKY5040	Keyhole Clip Nyl 4.8D x 4mmT	20
04-PRT4060B	Rivet Button Nyl Blk 4 x 6mmL	20	04-PKY6024	Keyhole Clip Nyl 6.3D x 2.4mmT	20
04-PRT4080B	Rivet Button Nyl Blk 4 x 8mmL	20	04-PKY6040	Keyhole Clip Nyl 6.3D x 4mmT	20
04-PRT5045B	Rivet Button Nyl Blk 5 x 4.5mmL	20	04-PKY6063	Keyhole Clip Nyl 6.3D x 6.3mmT	20
04-PRT5070B	Rivet Button Nyl Blk 5 x 7mmL	20	04-PPRT48AN	Rivet Drive Nyl Nat 4.75mm Hole	20
04-PRT5090B	Rivet Button Nyl Blk 5 x 9mmL	20	04-PCC49	Arrow Clip Nyl Nat 4.8mm Hole	20
04-PRT6060B	Rivet Button Nyl Blk 6 x 6mmL	20	04-PIF343	Push in Fast Nyl 3.2mm Hole	20

Assorted Kit - Rivets & Miscellaneous Clip

Part Number: 04-AKBC01



14 Different Sizes/ Types
Total of 600pcs

Hi-Q Barbed Clips Provide:

Electrical Insulation - Vibration & Corrosion Resistance - Non-magnetic Low Thermal Conductivity - High Strength to Weight Ratio - Toughness & Durability - Labour Saving Speed of Assembly

Part No. 04-AKBC01


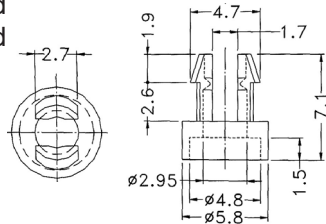
Part Number	Description	Qty	Part Number	Description	Qty
04-PRC513	Barbed Clip Nyl 4.75mmH 0.64-9.3mmT	30	04-XTS511	Barbed Clip Nyl 1.75mmH x 0.9-5.3mmT	20
04-PRC611	Barbed Clip 6.35mmH 2.7-7.6mmT	20	04-XTS610	Barbed Clip Nyl 6.35mmH x 1.9-4.7mmT	20
04-PRC619	Barbed Clip Nyl 6.35mmH 3.8-13.6mmT	20	04-XTS614	Barbed Clip Nyl 6.35mmH 3.2-11.2mmT	20
04-PRC515	Barbed Clip Nyl 11mmHd 14.3mmL	20	04-XTS620	Barbed Clip Nyl 6.35mm 3.2-17.4mmT	20
04-PRC517K	Barbed Clip Nyl 11.7mmHd 2.5-15.2mmT	30	04-XTS632	Barbed Clip Nyl 6.35mmH 1.3-2.22mmT	20
04-PRC518P	Barbed Clip PP 4.8mmH 3.2-11.4mmT	30	04-XTS749	Barbed Clip Nyl 7.13mmH 20-40.1mmT	20
04-XTS308	Barbed Clip Nyl Blk 3.17mmH 3.4-6.3mmT	40	04-XTS817	Barbed Clip Nyl 8.13mmH 3.2-12.7mmT	20

Miniature Spacer Grommet Nut

Quick, positive securing of panels and PCB's

As the M3 screw is tightened the legs expand to securely lock the screw and assembled parts in place.

Part Number: 04-SOR001





Square Head Spacer Grommet Nuts

Low cost, positive fastening of thin gauge materials and PCB's

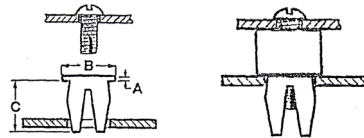
• Recommended for securing heavy PCB modules

As the M3 screw is tightened the legs expand to securely lock the screw and assembled parts in place.

Part Number	Hole Size mm	Panel Thickness	Screw Size	Head Size B	Head Height A	Length C
04-PSG135	4.4-4.5 sq	0.8-2.0	4	5.4	1.3	5.5
04-PSG635	4.4-4.5 sq	0.8-2.0	4	5.4	6.3	5.5
04-PSG001	7.0-7.4 sq	0.8-3.2	8-10	9.5	0.8	8.1
04-PSG002	7.0-7.4 sq	0.8-3.2	8-10	9.5	1.6	8.1
04-PSG003	7.0-7.4 sq	0.8-3.2	8-10	9.5	3.2	8.1
04-PSG004	7.0-7.4 sq	0.8-3.2	8-10	9.5	6.4	8.1
04-PSG130	9.4-9.5 sq	0.8-2.5	12	15.8	2.0	7.0
04-PSG150	7.87 sq	0.8-4.3	10	11.8	1.6	7.5



PSG004, 003, 002 & 001

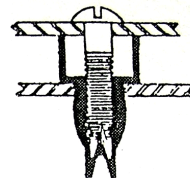


Closed Screw Spacer Grommet Nuts

Ideal for securing heavy PCB modules

All the advantages of the standard grommet nut, but the metal screw is encapsulated by the grommet, thus insulating it from electrical wiring and guards against moisture.

Part Number	Spacer Height A	Spacer Diameter B	Hole Size mm	Panel Thickness	Screw Size	Length C
04-PSGC0002	1.6	9.5	6.9-7.4 sq	0.5-3.5	8-10	13.9
04-PSGC0003	3.2	9.5	6.9-7.4 sq	0.5-3.5	8-10	13.9
04-PSGC0004	6.3	9.5	6.9-7.4 sq	0.5-3.5	8-10	13.9



Suspended Ceiling Hooks

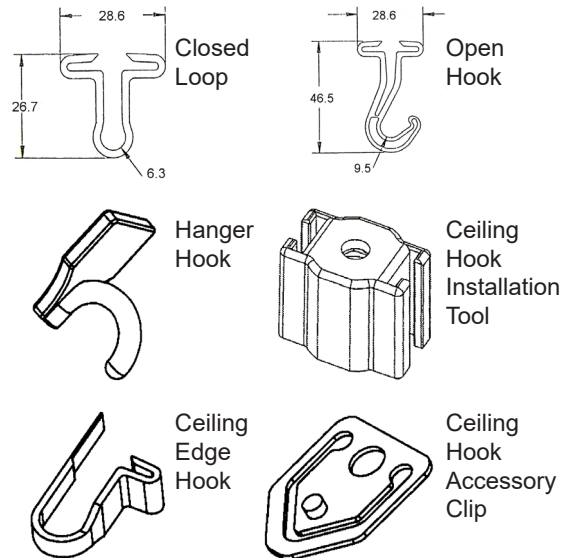
For light articles such as mobiles, banners and signs.

Quick installation or removal, without ladder, using installation tool screwed to a standard paint roller pole.

Closed loop and open hook designs in natural nylon or clear copolyester

Note: Check allowable loading with manufacturer of ceiling.

Part Number	Material	Description	Colour
06-SCH06CN	Nylon 66	Closed Loop	Off White
06-SCH06CP	Copolyester	Closed Loop	Clear
06-SCH09ON	Nylon 66	Open Hook	Off White
06-SCH09OP	Copolyester	Open Hook	Clear
06-SCHTL	Nylon 66	Ceiling Hook Tool	Off White
06-SCH050EH	Nylon 66	Ceiling Edge Hook	Off White
06-INSTLHOOK	Nylon 66	Hanger Hook	Off White
06-SCHRING	Nylon 66	Ring	Off White
06-SCHCLIP	Nylon 66	Accessory Clip	Off White
06-SHOOK	Nylon 66	'S' Hook	Off White



Snap Hooks

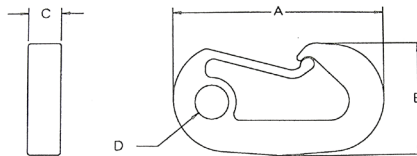
Ideal for light duty marine use, securing cargo to racks • Miscellaneous automotive, marine and canvas industry

Material is UV resistant nylon - suitable for outdoors.

Snap hooks will not scratch painted or decorated surfaces.

Design reduces the chance of accidental rope or eye release from snap end of hook.

Part Number	Length A mm	Width B mm	Thick C mm	Hole Diameter D mm	Max. Rope Diameter mm	Max. Load Kgs
06-NHK06	40.5	21.4	7.9	6.3	6.3	2.3
06-NHK09	60.3	31.8	9.5	9.5	9.5	5.9
06-NHK12	80.2	42.1	10.3	12.7	12.7	18.2



Quickey Fastener



Plastic chain, cordage or key quick attach / detach linkage • Colour code identification - Secure attachment

Tent fly attachment or lanyard clasp. Durable Acetal - Black, Blue, Green, Red, Yellow and White.

Part Number	Colour
06-QK75BLK	Black
06-QK75BLU	Blue
06-QK75GRE	Green
06-QK75RED	Red
06-QK75YEL	Yellow
06-QK75WHT	White

Heavy Duty

Part Number	Colour
06-QK254BLK	Black



Suction Cups

Clear PVC with groove • Power suction pad, White PP with PVC attachment • Clear PVC with plastic hook

Part Number	Diameter mm	Description	Material
14-PSC19CM	19	Groove	Clear PVC
14-PSC22CM	22	Groove	Clear PVC
14-PSC22HCM	22	Hole	Clear PVC
14-PSC22HKCM	22	Metal Hook	Clear PVC
14-PSC25HCM	25	Hole	Clear PVC
14-PSC30HKCM	30	Hook	Clear PVC
14-PSC40HKCM	40	Hook	Clear PVC
14-PSC45HKCM	45	Hook	White PP
14-PSC50CM	50	Groove	Clear PVC
14-PSC63CM	63	Groove	Clear PVC



Groove



White PP with Hook



Clear with Hook



Hole



Metal Hook

Magnetic Hooks

Ideal for strong attachment to suspended ceiling rails

Part Number	Size mm	Description	Holding Force kg
06-MAGHK14WM	14 sq	Square Magnetic hook	-
06-MAGHK23WM	23	Neo Pot Magnet	9
06-MAGHK25WM	25	Ferrit Pot Hooks	4
06-MAGHK32WM	32	Ferrit Pot Hooks	8
06-MAGHK40WM	40	Ferrit Pot Hooks	12
06-MAGHK50WM	50	Ferrit Pot Hooks	22



Ferrit Pot Magnet



Neo Pot Magnet



Square Magnetic Hook

Pop Rings

Ideal for hanging multiple display boards together

Part Number	Size mm	Description
06-PPR15WM	15 dia	Round White PVC
06-PPR30WM	30 x 11	Oval White PVC



Magnetic Tape

Magnetic extrusion with permanent adhesive on one side

Allows retail displays to be changed rapidly
Supplied in 30m rolls

Part Number	Width mm	Magnetism
06-MAGT12	12.5	Mag A




Steel Tape

Permanent adhesive on one side

Works directly with our magnetic tape to create a thin, clean, accurate and quick change mounting alternative to other fastening solutions.
Supplied in 30m rolls

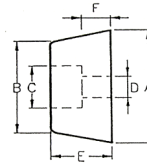
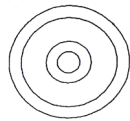

Part Number	Width mm
06-ST12	12
06-ST25	25



Bumper - PVC and Rubber - Screw or Rivet Mount

Secure mounting by screw or rivet.

Part Number	Outside Dia. A	B mm	C mm	Mount Hole D	Height E	F mm	Material	Fastening Screw or Rivet
25-PFS1207	11.5	8.7	5.6	3.2	7.4	3.3	Rubber	#4 or M3
25-PFS1608	16.0	13.0	6.0	3.0	7.8	4.0	Rubber	#4 or M3
25-PFS2008	20.2	18.4	10.0	3.0	8.0	4.0	PVC	#4 or M3
25-PFS2010	20.0	15.0	9.8	3.0	10.5	5.0	PVC	#4 or M3
25-PFS2015	20.0	15.0	9.4	3.5	15.0	4.0	Rubber	#6 or M4
25-PFS2325M	22.5	12.7	8.7	4.0	25.0	10.5	Rubber	#6 or M4
25-PFS2820	28.0	21.2	9.7	3.8	20.0	6.0	PVC	#6 or M4

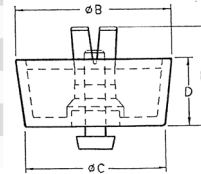


Bumper - Fast Fix

No screws - Quick labour saving assembly • Material: Thermoplastic Rubber - TPR Black

Simply place the foot into prepared 8mm hole and push centre pin for secure fixing

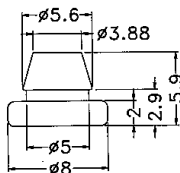
Part Number	Mount Hole A	Outside Diameter B	Outside Diameter C	Height D	Length E	Material
25-PFF1304	5.0	12.7	12.0	4.4	8.5	P.E
25-PFF1604	5.0	15.7	15.0	4.4	8.5	P.E
25-PFF2006	8.0	20.8	19.8	6.4	11.8	TPR
25-PFF2010	8.0	20.0	18.0	10.0	15.4	TPR
25-PFF2015	8.0	20.0	18.0	15.0	20.8	P.E
25-PFF2018	8.0	20.0	18.0	18.0	24.3	P.E
25-PFF3013	8.0	30.0	27.7	12.8	19.0	TPR



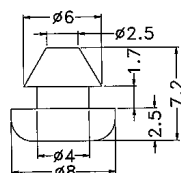
Bumper - Self Fix Rubber

No screws - Quick labour saving assembly • Natural Rubber - Black • Simply fit as you would a grommet.

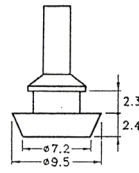
Part Number	Mount Hole	Outside Diameter	Height
25-TNF08/2	5.0	8.0	2.0
25-TNF08/2.5	4.0	8.0	2.5
25-TNF10/2	5.0	9.5	2.4
25-TNF10/5	8.0	10.6	5.0
25-TNF13/4	6.4	13.0	4.2



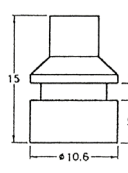
TNF08/2



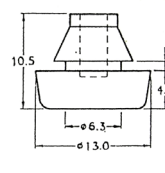
TNF08/2.5



TNF10/2



TNF10/5

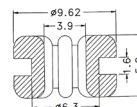
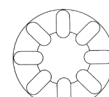


TNF13/4

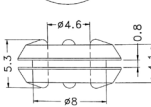
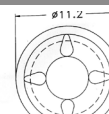
Anti Vibration Mount

Material : TPE • Colour: Blue, Yellow or Purple


Part Number	Panel Hole mm	Max. Panel Thick T	Screw Hole Diameter mm
22-TGM6.3	6.3	1.6	3.9
22-TGM8.0	8.0	0.8	4.6
22-TGM9.5	9.5	1.6	4.8



TGM6.3



TGM8.0



Steel screws to fit:

22-TGM-10SW, 6-32UNC

22-TGM3-10, M3 x 10mm


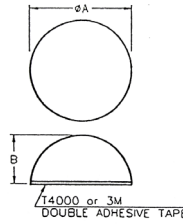
sales@hiq.co.nz

Rubber Bumpers - Self Adhesive

Moulded in black natural rubber for maximum cushioning • Quick assembly - Skid and scratch resistant
Reliable 3M double sided adhesive.

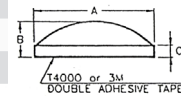

Dome:

Part Number	Diameter A	Height B	Colour
25-RF07/4DM	6.7	4.2	Black
25-RF12/6DM	11.5	5.6	Black
25-RF16/8DM	15.9	8.0	Black




Raised Dome:

Part Number	Diameter A	Height B	Height C	Colour
25-RF08/2RD	8.0	2.4	1.0	Black
25-RF08/2RD-T	8.0	2.4	1.0	Clear
25-RF10/4RD	9.9	4.0	3.0	Black
25-RT10/4RD-T	9.9	4.0	3.0	Clear
25-RF14/5RD	14.0	5.0	3.6	Black
25-RF14/5RD-T	14.0	5.0	3.6	Clear



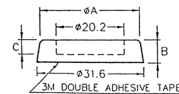
Round - Tapered and Non Tapered:

Part Number	Diameter A	Diameter B	Height C	Shape	Colour
25-RF06/1	6.0	6.0	1.0	No Taper	Black
25-RF07/2	7.0	7.0	2.0	No Taper	Black
25-RF09/4RT	9.0	8.6	3.5	Tapered	Black
25-RF10/3RT	10.5	10.0	3.0	Tapered	Black
25-RF12/4RT	12.0	9.5	4.0	Tapered	Black
25-RF12/5RT	12.0	11.0	5.0	Tapered	Black
25-RF13/5RT	13.0	11.4	5.0	Tapered	Black
25-RF14/3R	14.3	14.3	3.0	No Taper	Black
25-RF19/4.2RT	19.0	15.8	4.2	Tapered	Black
25-RF19/7RT	19.0	17.0	7.2	Tapered	Black




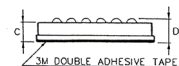
Round Recessed:

Part Number	Outside Diameter	Diameter A	Height B	Colour
25-RF32/7RR	31.6	29.6	6.8	Black




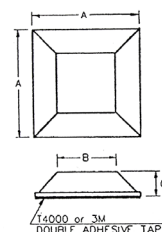
Square Dimpled:

Part Number	Side A	Side B	Height D	Colour
25-RF14/2.6SD	14.0	13.5	2.6	Black
25-RF15/3.1SD	15.0	14.5	3.1	Black



Square - Tapered and Non Tapered:

Part Number	Side A	Side B	Height C	Shape	Colour
25-RF13/3.5SQ	12.7	9.0	3.5	Tapered	Black
25-RF13/6SQ	12.7	7.0	6.0	Tapered	Black
25-RF20/1.5SQ	19.7	20.0	1.5	No Taper	Black
25-RF20/8SQ	20.5	14.0	7.6	Tapered	Black



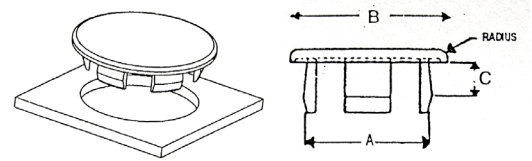

Other Styles, Dimensions and Materials and Colours available.

Hole Plugs - Non Locking - Imperial

Flexible tapered prongs which snugly lock in place with finger pressure, but can be removed easily and replaced

Part Number	Panel Hole Diameter A	Max. Panel Thickness	Head Diameter B	Depth C
22-PPP03	3.2	2.4	5.2	3.5
22-PPP05	4.8	3.6	8.7	5.8
22-PPP06	6.3	1.6	10.7	4.5
22-PPP08	8.0	3.6	11.5	6.0
22-PPP09	9.5	3.6	14.7	6.6
22-PPP11	11.1	4.3	15.5	8.0
22-PPP13	12.7	3.6	17.1	6.6
22-PPP16	15.9	1.8	20.2	4.7
22-PPP19	19.1	2.8	25.0	6.0
22-PPP22	22.2	2.8	27.4	6.0
22-PPP25	25.4	2.8	31.0	6.0

Nylon 6/6 Natural Matt - Black available

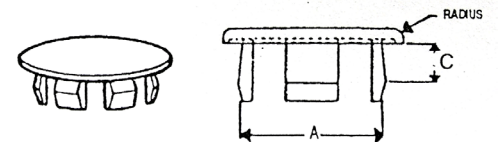


Hole Plugs - Non Locking - Metric

Flexible tapered prongs which snugly lock in place with finger pressure, but can be removed easily and replaced

Part Number	Panel Hole Diameter A	Max. Panel Thickness	Head Diameter B	Head Height
22-PPP06M	6.0	0.8-1.6	10.0	2.0
22-PPP08M	8.0	0.8-3.5	12.0	2.0
22-PPP10M	10.0	0.8-3.5	14.0	2.0
22-PPP12M	12.0	0.8-3.5	16.0	2.0
22-PPP14M	14.0	0.8-3.5	18.0	2.0
22-PPP16M	16.0	0.8-3.5	20.0	2.0
22-PPP18M	18.0	0.8-4.0	22.0	2.0
22-PPP20M	20.0	0.8-4.0	26.0	2.0
22-PPP22M	22.0	0.8-4.0	27.8	2.0
22-PPP24M	24.0	0.8-4.0	28.0	2.0
22-PPP26M	26.0	0.8-4.0	30.0	2.0

Nylon 6/6 Natural Matt - Black available



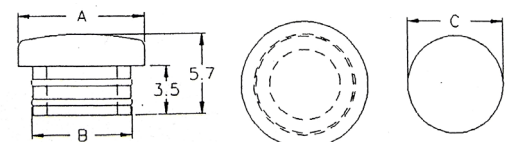
Hole Plugs - Min. Bung Type

Suitable for thick panels and tubing end caps • Moulded in black T.P.E. in metric sizes

Other sizes available

Part Number	Panel Hole Diameter C	Head Diameter B	Head Diameter A
22-PHD05	5.0	5.2	7.0
22-PHD06	6.0	6.2	8.0
22-PHD07	7.0	7.2	9.0
22-PHD08	8.0	8.2	10.0

Material: T.P.E. Black - For heavy duty types and other sizes and shapes refer to Page 29



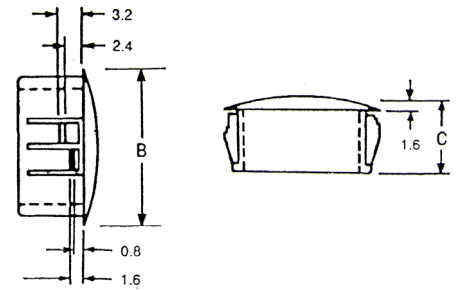

Hole Plugs - Locking

Multiple locks to snap positively into panel thickness from 0.8mm to 3.2mm

Molded in Black Heat Stabilised Nylon – UV Resistant

Natural, white and grey available in some sizes.

Part Number	Panel Hole Diameter	Max. Panel Thickness	Head Diameter B	Depth C
22-PPL05	4.8	1.6	6.4	5.9
22-PPL06	6.3	1.6	8.0	8.0
22-PPL08	8.0	1.6	9.5	8.0
22-PPL09	9.5	3.2	12.0	10.3
22-PPL11	11.0	3.2	13.5	10.3
22-PPL13	12.7	3.2	14.6	10.3
22-PPL14	14.3	3.2	16.7	10.3
22-PPL16	15.9	3.2	18.2	10.3
22-PPL17	17.5	3.2	20	10.3
22-PPL19	19.1	3.2	23.2	10.3
22-PPL20	20.6	3.2	22.6	10.3
22-PPL22	22.2	3.2	25.8	11.5
22-PPL25	25.4	3.2	30.5	11.5
22-PPL28	28.0	3.2	31.0	11.5
22-PPL30	30.1	3.2	33.3	11.5
22-PPL32	32.0	3.2	34.9	11.5
22-PPL35	35.0	3.2	38.0	11.5
22-PPL38	38.0	3.2	42.7	11.5
22-PPL45	45.0	3.2	48.9	11.5
22-PPL51	51.0	3.2	55.0	11.5




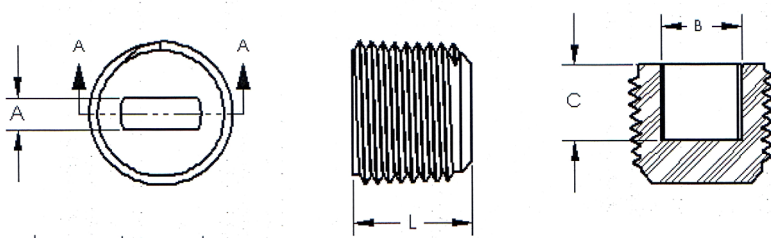
N = Natural OP = Grey W = White No Suffix = Black
 eg. 22-PPL05W = White 22-PPL05= Black

Pipe Plugs - Slotted Threaded

To fit NPT Sizes • Protect valves, hydraulic and pneumatic devices from contamination • Nylon 6/6

Grub Style drive allows installation and removal with a common screw driver

Part Number	Description	A	B	C	L
22-NPT1/8-27	1/8-27 NPT Pipe Thread Plug	1.83	6.10	3.30	9.91
22-NPT1/4-18	1/4-18 NPT Pipe Thread Plug	1.83	7.92	3.30	12.70
22-NPT3/8-18	3/8-18 NPT Pipe Thread Plug	3.81	9.10	9.65	13.97
22-NPT1/2-14	1/2-14 NPT Pipe Thread Plug N PT	3.81	11.89	9.27	14.35
22-NPT3/4-14	3/4-14 NPT Pipe Thread plug	4.44	13.97	11.05	15.49



Tube Inserts

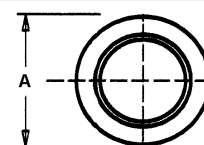

Securely protect and block tubing ends. • Material: Black Polyethylene

Round Tube Inserts

Part Number	A O.D.	Tube Wall Thickness
14-NPRD13C	12.7	1.3
14-NPRD13	13	0.8 - 2.0
14-NPRD13WC	12.7	1.3
14-NPRD15	15	0.8 - 2.0
14-NPRD15M	15	0.8-2
14-NPRD15F	15	2-7
14-NPRD16	16	0.8 - 2.0
14-NPRD16WM	16	0.8-2.0
14-NPRD16M	16	0.8-2
14-NPRD16C	16	1.3-2.7
14-NPRD18	18	2.5 - 3.0
14-NPRD19	19	0.8 - 2.5
14-NPRDWC	19	0.8-2.5
14-NPRD19WM	19	0.8-2.0
14-NPRD19C	19.1	0.8-3.0
14-NPRD20	20	0.8 - 2.5
14-NPRD22	22	1.8 - 3.5
14-NPRD22WC	22.4	1.2-3.2
14-NPRD22C	22.4	1.2-3.2
14-NPRD22W	22	1.8-3.5
14-NPRD25	25	1.0 - 3.0
14-NPRD25F	25	1.0-3.0
14-NPRD25GF	25	1.0-3.0
14-NPRD25C	25.4	0.7-3.2
14-NPRD25WC	25.4	0.8-2.5
14-NPRD25W	25.4	1.0-3.0
14-NPRD25WF	25.0	1.0-3.0
14-NPRD25WM	25.4	1.0-3.0
14-NPRD25MB	25.4	1.0-3.0
14-NPRD25MB/2	25.4	2.0-4.0
14-NPRD29	28.58	0.9 - 2.1
14-NPRD29C	28.7	1.1-2.8
14-NPRD30	30	0.8 - 2.5
14-NPRD32C	31.8	0.9-1.9
14-NPRD32WC	31.8	0.9-1.9
14-NPRD32/1	32	0.8-2.1
14-NPRD32GF	32	0.8-2.5
14-NPRD32/2	32	2.1-3.4
14-NPRD32WM	32	1.0-3.0
14-NPRD32WC	31.8	0.9-1.9
14-NPRD34/1	34	0.8-3.0
14-NPRD34	34	3.5 - 4.0
14-NPRD35	35	1.0 - 3.0
14-NPRD35C	35.1	1.25-2
14-NPRD35LG	35.0	1.0-2.5

Part Number	A O.D	Tube Wall Thickness
14-NPRD38	38	1.0 - 3.5
14-NPRD38C	38.1	1.0 - 2.8
14-NPRD38WC	38.1	1.0-2.8
14-NPRD40M	40	1.0 - 3.0
14-NPRD40C	40	1.0 - 4.0
14-NPRD42M	42	1.0 - 3.0
14-NPRD45C	44.5	1.25-2.75
14-NPRD45	45	0.8-3.0
14-NPRD45F	45	0.8-3.5
14-NPRD48M	47.6	1.0 - 3.0
14-NPRD48WC	47.7	1.1-2.8
14-NPRD48C	47.7	1.35 - 2.8
14-NPRD48HIQ	48	Scaffold Pipe
14-NPRD48/1F	48.3	1.2 - 3.6
14-NPRD48/2F	48.3	3.2 - 5.0
14-NPRD48/2	48.4	2.5 - 5.2
14-NPRD49C	48.5	1.55 - 1.75
14-NPRD50GF	50	1.0 - 2.5
14-NPRD50/2	50	2.5 - 4.5
14-NPRD51C	50.8	0.9 - 2.7
14-NPRD55	55	1.0 - 3.0
14-NPRD55C	55	1.2-3.0
14-NPRD60	60	1.5 - 3.0
14-NPRD60WM	60	3.5 - 5.0
14-NPRD60/2F	60.3	3.2 - 5.0
14-NPRD60C2	60.3	1.4 - 3.15
14-NPRD60C	60.3	1.15 - 2.65
14-NPRD60WC	60.3	1.1-2.6
14-NPRD63C	63.5	1.2 - 2.25
14-NPRD65C	65.0	1.5 - 4.5
14-NPRD70C	70.0	2.0 - 5.25
14-NPRD75C	75	2.0 - 5.5
14-NPRD76	76	1.6 - 4.0
14-NPRD76/1F	76.1	1.6 - 4.0
14-NPRD76/2F	76.1	3.2 - 5.0
14-NPRD76C	76.2	1.35 - 3.1
14-NPRD76WC	76.2	2.0 - 4.0
14-NPRD80C	80	1.5 - 3.5
14-NPRD85C	85.0	1.5 - 5.5
14-NPRD90C	90	2.0 - 5.0
14-NPRD100	100	2.4 - 5.0
14-NPRD100C	100	0.25 - 4.0
14-NPRD114F	114.3	3.2 - 5.5
14-NPRD140M	140	2 - 6.5
14-NPRD150F	150	2 - 7

W=White
G=Grey



Tube Inserts

Securely protect and block tubing ends • Material: Black Polyethylene

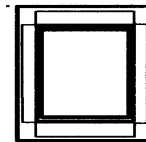
Square Tube Inserts

Part Number	A mm	Tube Wall Thickness
14NPSQ12C	12	1.0-2.5
14-NPSQ13	13	0.5-2.0
14-NPSQ13C	12.7	0.85-1.65
14-NPSQ16	16	1.0 - 2.5
14-NPSQ16C	16	1.0 - 2.0
14-NPSQ18	18	1.5 - 3.0
14-NPSQ19	19	1.2 - 2.9
14-NPSQ19M	19	0.8 - 2.5
14-NPSQ19C	19.1	1.0 - 3.0
14-NPSQ19WC	19.1	1.1-3
14-NPSQ20	20	0.8 - 3.0
14-NPSQ20C	20	0.6 - 2.0
14-NPSQ22	22	1.0 - 3.5
14-NPSQ22C	22.4	1.2 - 3.2
14-NPSQ25	25	1.0 - 3.0
14-NPSQ25C	25.4	1.2 - 2.2
14-NPSQ25WC	25.4	1.2-2.2
14-NPSQ25LG	25	1.0-2.5
14-NPSQ30	30	1.0 - 2.5
14-NPSQ30C	30	1.45 - 3.0
14-NPSQ32	32	1.0 - 3.5
14-NPSQ35C	34.9	1.2 - 2.8
14-NPSQ35WC	34.9	1.2-2.8
14-NPSQ35	35	1.0 - 3.0
14-NPSQ38	38	1.0 - 3.5
14-NPSQ38C	38.1	0.5 - 2.0
14-NPSQWC	38.1	0.5-2.8
14-NPSQ40	40	1.0 - 3.0
14-NPSQ40F	40	2.6 - 4.0
14-NPSQ40C	40	1.0 - 2.5
14-NPSQ40WM	40	1.0 - 3.0
14-NPSQWC	40	1.0-2.5

Part Number	A mm	Tube Wall Thickness
14-NPSQ44C	44	1.0 - 2.75
14-NPSQ45	45	1.0 - 3.0
14-NPSQ50	50	0.8 - 2.5
14-NPSQ50G	50	0.8-3.0
14-NPSQ50WM	50.8	1.0-3.0
14-NPSQ50/1	50	2.5 - 4.0
14-NPSQ51/2C	50.8	4.0 - 5.65
14-NPSQ51WM	50.8	1.0 - 3.0
14-NPSQ60/1F	60	1.3 - 3.5
14-NPSQ60/2F	60	3.2 - 5.0
14-NPSQ60C	60	3.0 - 5.5
14-NPSQ63M	63.5	1.0 - 3.0
14-NPSQ63C	63.5	1.0-3.7
14-NPSQ65	65	2.0 - 4.5
14-NPSQ65F	65	2.0-4.5
14-NPSQ70F	70	3.6 - 5.0
14-NPSQ75	75	2.0 - 4.5
14-NPSQ75C	75	1.5-4.5
14-NPSQ80M	80	2.0 - 4.0
14-NPSQ80	80	2.0 - 4.5
14-NPSQ80F	80	2.0-4.0
14-NPSQ89C	89	1.6-6
14-NPSQ90C	90	2.7 - 7.0
14-NPSQ100	100	1.0 - 4.0
14-NPSQ100/2	100	5.0 - 8.0
14-NPSQ125F	125	3.0 - 6.0

W=White

G=Grey



Domed Tube Inserts

Part Number	A mm	Tube Wall Thickness
14-NPRD16DM	16rd	1.0 - 2.0 mm
14-NPRD20DM	20rd	0.8 - 2.0
14-NPRD22DM	22rd	0.8 - 2.0
14-NPRD25DM	25rd	0.8 - 2.0
14-NPSQ25DM	25sq	16-20g
14-NPRD35DM	35rd	1.5-2.0mm
14-NPRD48HF	48.3rd	3.25mm
14-NPRD63HF	63.5rd	1.6 - 2.5mm



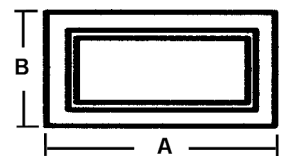
Other Sizes Available

Tube Inserts

Securely protect and block tubing ends • Material: Black Polyethylene

Rectangular Tube Inserts

Part Number	A mm	B mm	A Tube Wall Thickness	B Tube Wall Thickness
14-NPRT2510	25	10	0.75 - 2.0	0.75 - 2.0
14-NPRT2513C	25.4	12.7	1.7	1.35
14-NPRT3015	30	15	0.75 - 2.5	0.75 - 2.5
14-NPRT3216C	32	16	1.45-2.25	2.9
14-NPRT3515M	35	15	1.0-3.00	1.0-3.0
14-NPRT3519C	35.1	19.1	1.0-2.5	1.25-3.5
14-NPRT3519WC	35.1	19.1	1.0 - 1.8	1.0 - 2.3
14-NPRT3520	35	20	1.0 - 2.5	1.0 - 2.5
14-NPRT3825	38	25	1.0 - 3.0	1.0 - 3.0
14-NPRT4015	40	15	1.0 - 2.0	1.0 - 2.0
14-NPRT4020C	40	20	0.75-1.75	0.75-2.75
14-NPRT4025C	40	25	1.0 - 3.0	1.0 - 3.0
14-NPRT5020	50	20	1.0 - 3.0	1.0 - 3.0
14-NPRT5025	50	25	0.8 - 3.0	0.8 - 3.0
14-NPRT5025WC	50.8	25.4	1.15 - 2.65	1.15-2.65
14-NPRT5030F	50	30	2.6-3.2	2.6-3.2
14-NPRT5040C	50	40	1.25 - 3.5	0.95-3.4
14-NPRT6030/2M	60.0	30.0	2.0-4.0	2.0-4.0
14-NPRT6030C	60.0	30.0	1.0-3.0	1.5-4.0
14-NPRT6535	65	35	1.0 - 3.0	1.0 - 3.0
14-NPRT7040C	70	40	3.0	4.0
14-NPRT7525	75	25	1.0 - 3.0	1.0 - 3.0
14-NPRT7550	75	50	2.0 - 4.0	2.0 - 4.0
14-NPRT7550/1	75	50	0.8- 2.5	0.8 - 2.5
14-NPRT7638	76.2	38.1	1.2 - 3.5	1.2 - 3.5
14-NPRT7638M	76.2	38.1	2.0 - 4.0	2.0 - 4.0
14-NPRT7651C	76.2	50.8	6.1-6.6	5.4-6.2
14-NPRT8040C	80	40	2.0 - 5.5	2.0 - 5.0
14-NPRT8050	80	50	2.0 - 4.0	2.0 - 4.0
14-NPRT9040M	90	40	2.0 - 4.0	2.0 - 4.0
14-NPRT10025	100	25	1.5 - 3.0	1.5 - 3.0
14-NPRT10050GM	100	50	2.0 - 3.0	2.0 - 3.0
14 - NPRT10050F	100	50	3.2 - 5.0	3.2 - 5.0
14-NPRT12050M	120	50	3.0 - 5.5	3.0 - 5.5
14-NPRT12575	125	75	2.0 - 5.0	2.0-5.0
14-NPRT12575C	125	75	3.0 - 5.5	3.0- 5.0
14-NPRT15050C	150	50	4.5 - 6.0	2.5 - 5.5
14-NPRT15050F	150	50	2.0 - 4.0	2.0 - 4.0
14-NPRT150100M	150	100	3.0 - 8.0	3.0 - 8.0



Oval Tube Inserts

Part Number	A mm	B mm	Tube Wall Thickness
14-NPOB3115	30.8	15.4	0.9-1.6
14-NPOV3216C	31.8	16	16-18 gauge

Coloured Tube Inserts

Sizes available:

Square: 12.7, 19.0, 20.0, 25.0, 25.4, 28.6mm

Round: 16.0, 18.0, 19.0, 20.0, 22.0, 25.0, 25.4, 32.0mm diameter

Rectangular: 50.8x25.4, 40.0x25.0

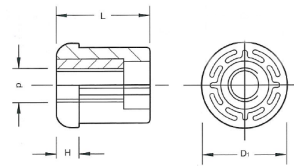
Note: Minimum order quantities may apply to coloured tube inserts

Threaded Tube Inserts

Ideal for use with our range of adjustable feet - refer to Industrial Components catalogue

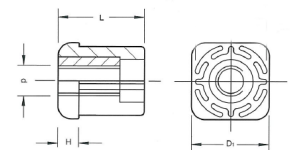
Round Threaded Inserts

Part Number	D1	Wall Thickness	d	H	L	Insert Type
11-NPRD18M8M	18	1.0 -2.0	M8	6	26	Moulded
11-NPRD30B8	30	1	M8	6	31	Brass
11-NPRD30B10	30	1	M10	6	31	Brass
11-NPRD30B12	30	1	M12	6	31	Brass



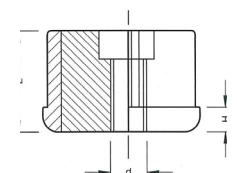
Sqaure Threaded Inserts

Part Number	D1	Wall Thickness	d	H	L	Insert Type
11-NPSQ20B8T	20 x 20	1.5	M8	5	23	Brass
11-NPSQ25S8M	25 x 25	1.0 - 1.5	M8	5	25	Steel
11-NPSQ25B8T	25 x 25	1.5	M8	6	26	Brass
11-NPSQ25M10M	25 x 25	1.0 - 2.0	M10	6	26	Moulded
11-NPSQ25B10T	25 x 25	1.5	M10	6	26	Brass
11-NPSQ30B10	30 x 30	1.5	M10	6	31	Brass
11-NPSQ30B12	30 x 30	1.5	M12	6	31	Brass
11-NPSQ30B16T	30 x 30	1.5	M16	6	31	Brass
11-NPSQ40S10M	40 x 40	1.0 - 1.5	M10	5	25	Steel
14-NPSQ40B10/2F	40 x 40	1.6 - 2.0	M10	5	29	Moulded
11-NPSQ40B10/1	40 x 40	1.5	M10	8	38	Brass
11-NPSQ40B12/1	40 x 40	1.5	M12	8	38	Brass
11-NPSQ40B16/1	40 x 40	1.5	M16	8	38	Brass
11-NPSQ40B10/2	40 x 40	2	M10	8	38	Brass
11-NPSQ50B12/2	50 x 50	2	M12	10	45	Brass



Rectangular Threaded Inserts

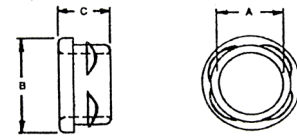
Part Number	D1	Wall Thickness	d	H	L	Insert Type
11-NPRT5025S8M	50 x 25	1.0 -1.5	M8	5	25	Steel



Polyethylene Grommets

Easy fit design in flexible translucent natural polyethylene • Material: Polyethylene • Colour: Natural

Part Number	Panel Hole Diameter	Max. Cable Diameter A	Overall Length C	Outside Diameter B	Max. Panel Thickness
22-PPG06	6.3	4.5	6.3	9.2	1.6
22-PPG07	7.1	5.5	6.5	9.9	1.6
22-PPG08	8.0	6.0	5.7	10.5	1.6
22-PPG09	9.5	8.0	6.1	12.2	1.6
22-PPG11	11.1	9.6	6.4	14.0	1.6
22-PPG13	12.7	11.0	6.0	15.7	1.6
22-PPG16	15.9	14.0	6.2	19.5	1.6
22-PPG19	19.1	16.8	6.7	22.8	1.6
22-PPG22	22.2	20.0	6.4	26.0	1.6
22-PPG25	25.4	22.2	6.6	29.0	1.6
22-PPG32	32.0	29.3	7.7	36.6	1.6
22-PPG38	38.1	34.0	7.5	43.5	1.6



Polyethylene Blanks

Polyethylene blanks which can be pierced for cable entry

Part Number	Panel Hole Diameter	App. Max. Cable Dia. A	Overall Length C	Outside Diameter B	Max. Panel Thickness
22-PPK19	19.1	12	6.9	22.8	1.6
22-PPK25	25.4	17	7.4	28.8	1.6



Continuous Grommet Strip

Serrated strip used to protect cords, wires and cables from sharp edges of large round, square and odd shaped holes.

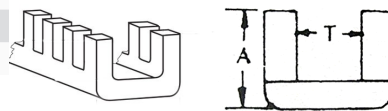

Cut to size required.

Moulded Nylon

Supplied in 25cm lengths

Precise fit to panels.

Part Number	Max. Panel Thickness T	A mm
22-PKG010N	1.0	4
22-PKG016N	1.6	4
22-PKG020N	2.0	4
22-PKG024N	2.4	4
22-PKG032N	3.2	4



Stock Colour: Natural

Polyethylene - Natural

Supplied in 10m lengths


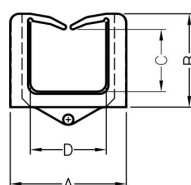
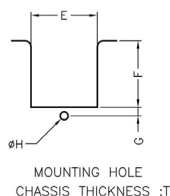
Economical continuous length.

Part Number	Max. Panel Thickness T	A mm
22-PKG008	0.8	4.3
22-PKG010	1.0	4.3
22-PKG016	1.6	5.0
22-PKG020	2.0	5.4
22-PKG024	2.4	5.8
22-PKG032	3.2	6.0

Square Snap Bushing

Nylon 66 (UL)

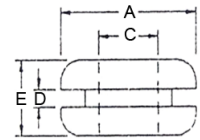
Part Number	A	B	C	D	E	F	G	H
22-SQE-1	19.8	12.1	7.3	11.5	14.0	12.3	2.8	2.5



Rubber Grommets

Good seal and mechanical protection for cables • Material: Rubber • Colour: Black

Part Number	Panel Hole Diameter B	Max. Cable Diameter C	Overall Length E	Outside Diameter A	Max. Panel Thickness D
22-RG05	4.8	3.2	6.4	8.0	1.6
22-RG06	6.3	4.0	6.4	9.5	1.6
22-RG08	8.0	4.5	4.5	10.8	1.6
22-RG09	9.5	6.3	7.0	14.4	1.6
22-RG11	11.1	8.0	4.8	14.2	1.6
22-RG12	12.0	8.0	8.0	16.0	3.0
22-RG12/2	12.0	10.0	8.0	16.0	3.0
22-RG13	12.7	9.5	6.8	17.5	1.6
22-RG14	14.0	6.0	7.0	19.5	1.0
22-RG14105	13.9	10.5	6.4	19.5	3.4
22-RG18	17.5	14.2	4.8	22.0	1.6
22-RG19	19.0	16.0	5.5	22.0	1.6
22-RG20	20.1	15.5	6.1	23.7	1.7
22-RG21	20.8	12.7	7.8	27	1.6
22-RG25	25.2	18.5	8.0	31.4	1.6
22-RG32	31.7	25.0	7.8	38.1	1.5
22-RG38	38.0	32.0	11	46	3.0
22-RG50	50.0	45.0			1.6



Rubber Grommets - Blanking

Black Colour - Blind Grommets - 100 % natural rubber

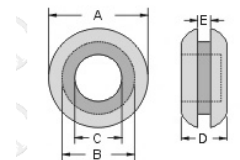
Part Number	Panel Hole Diameter	Panel/Sheet Thickness	Overall Diameter
22-RGB06F	6	1.6	9
22-RGB08F	8	1.6	11
22-RGB10F	10	1.6	12
22-RGB13F	13	1.6	17
22-RGB16F	16	1.6	20
22-RGB19F	19	1.6	25
22-RGB22F	22	1.6	28



Closed PVC Grommets

Soft Black PVC

Part Number	A	B	C	D	Max. Panel Thickness E
22-RGC060S	8.5	6	3	4.7	1.7
22-RGC072S	10.2	7.2	5	4.4	1.7
22-RGC100S	13.3	10	6.4	6.3	1.7
22-RGC110S	15.5	11	7.8	9	3
22-RGC139S	19.5	13.9	10.5	6.4	3.4
22-RGC201S	23.7	20.1	15.5	6.1	1.7
22-RGC251S*	29.9	25.1	18.9	7.2	1.5
22-RGC317S	38.1	31.7	25	7.8	1.5


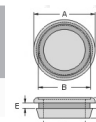


* Available in soft or hard PVC

Closed Easy Fit Grommets

Black PVC

Part Number	A	B	C	D	Max. Panel Thickness E	F
22-RGC260S	30	26	20.8	2.4	2.4	3.9



Liquid Tight Plugs

Offers protection to IP67

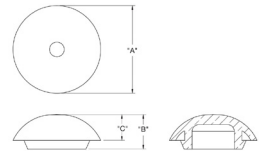
Features

Easy to install with just finger pressure. Offer protection to IP67

Material

Manufactured in black UL94 V0 Silicone Rubber

Part Number	Mounting Hole	A	B	C	Max. Panel Thickness
22-LTP13	12.7	23.4	11.4	7.3	3.2
22-LTP16	15.88	27.6	11.3	8.1	3.2
22-LTP19	19.1	29.2	13	8.9	3.2
22-LTP22	22.23	32	12.7	9.5	3.2
22-LTP25	25.4	35.8	14.2	10.1	3.2
22-LTP28	27.76				
22-LTP35	34.93				




Two Piece Grommet

Male and Female parts for easy hand assembly – press together • Recommended hole size 7/16" or 11.1mm

Used for reinforcing through holes and attaching samples of paper and cloth.

Part Number	Panel Hole Diameter	Overall Diameter	Through Hole
22-PTG11F	11.1	17.45	-
22-PTG11M	11.1	17.46	6.35



For panel thickness 0.8 and 1.6mm

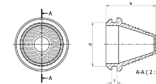
Stepped Grommet

Black PVC • Stepped Sleeve can be cut to requirements • Suit a range of cable diameters

Protect cables passing through panels.

Act as Blanking Plug until cut

Part Number	Panel Hole Size D mm	Panel/Sheet Thickness T mm	Cable Range mm	Length H mm
22-SG21/27.5M	21	3	5-17	27.5



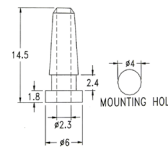
Rubber Strain Relief Bush

Insulation and strain relief for small cables

• Material: T.P.E.

• Colour: Black

Part Number	Panel Hole Diameter	Max. Cable Diameter A	Max. Panel Thickness
22-LGT4024	4.0	2.3	2.4

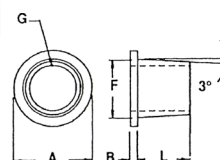
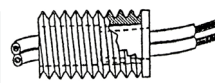


Lamp Snap Bushes

Protect cord insulation from sharp edges on pipe used in lamp and other manufacture

Material: High density polyethylene Colour: Black

Part Number	Inside Dia. G	Outside Dia. A	Overall Length E	Outside Diameter A	Max. Panel Thickness D
03-LSB0125	5.8	9.5	0.8	7.4	6.4
03-LSB0250	8.1	10.7	0.8	9.5	12.0



Cable Entry Caps / Desk Grommets

Available in 60 & 80mm diameters

Large range of colours available

Feature a smooth design for desktop mounting

Part Number	
14-DGX60	Desk Grommet 60mm
14-DGX80	Desk Grommet 80mm

Colours : White (w), Grey (g), Black (b), Charcoal (c), Brown (Br) Silver Grey (sg)
Add colour choice to part number. Example 14-DGW60 / 14-DGG80



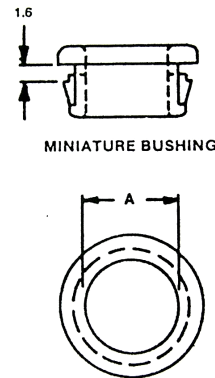
Insulating Bushes - Miniature

Insulate Wires and cables from raw edges • Snaps quickly into panel hole • Accomodate panels up to 1.6mm thick.

Requires internal clearance of only 3.2mm

Heat Stabilized Nylon 6/6 UL94V2 Black Temperature Index 105°C

Part Number	Panel Hole Diameter	Max. Cable Diameter A	Overall Length C	Outside Diameter B
22-PPB05	4.8	3.2	6.2	6.4
22-PPB08	8.0	6.4	6.2	9.5
22-PPB12	11.9	8.8	6.4	13.5
22-PPB13	12.7	9.5	6.4	14.3
22-PPB14	13.5	10.3	6.4	15.2
22-PPB16	15.9	12.7	6.4	17.9
22-PPB19	19.0	16.0	6.4	21.0
22-PPB22	22.2	19.0	6.4	23.8



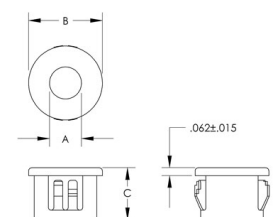
Insulating Bushes - Standard

Standard bushes have multiple locks which snap positively into panels ranging from 0.8 to 3.2 mm thick.

Meet UL & CSA Temperature and Pull-out tests

Black Heat Stabilised Nylon 6/6 UL94V2 Temperature Index 105°C.

Part Number	Panel Hole Diameter	Max. Cable Diameter A	Overall Length C	Outside Diameter B	Max. Panel Thickness
22-PLB06	6.6	3.2	8.0	8.0	1.6
22-PLB08	8.0	4.8	8.0	9.5	1.6
22-PLB09	9.5	6.4	10.3	11.9	3.2
22-PLB09X	9.5	4.8	10.3	11.9	3.2
22-PLB11	11.1	8.0	10.3	13.5	3.2
22-PLB13	12.7	8.0	10.3	14.7	3.2
22-PLB13X	12.7	9.5	10.3	14.7	3.2
22-PLB14	14.3	9.5	10.3	16.7	3.2
22-PLB16	15.9	12.7	10.3	18.2	3.2
22-PLB19	19.1	15.9	10.3	21.4	3.2
22-PLB22	22.2	17.4	11.5	24.2	3.2
22-PLB25	25.4	19.0	11.5	28.6	3.2
22-PLB28	27.8	23.8	11.5	30.9	3.2
22-PLB30	30.2	23.8	11.5	33.3	3.2
22-PLB32	31.7	23.8	11.5	34.5	3.2
22-PLB35	34.9	25.4	11.5	37.3	3.2
22-PLB38	38.1	33.3	11.5	40.9	3.2
22-PLB44	44.4	34.9	11.5	47.6	3.2
22-PLB50	50.8	41.2	11.5	54.0	3.2




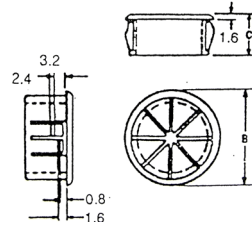
Some sizes available in white

Insulating Bushes - Adjustable

Adjusts to accept various diameters and shapes • Locks quickly into panel thickness 0.8 - 3.2mm

Nylon 6/6 Black Closes entry hole to insects and vermin
Resilient multiple supports absorb shock and vibration

Part Number	Panel Hole Diameter	Max. Cable Diameter A	Overall Length C	Outside Diameter B
22-PAB16	15.9	11.1	10.3	18.2
22-PAB19	19.0	12.7	9.9	21.8
22-PAB22	22.2	14.2	11.5	23.8
22-PAB25	25.4	19.0	11.5	26.9
22-PAB28	27.8	20.6	11.5	29.3



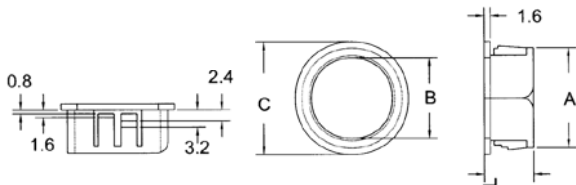
Open / Close Bushing

Protect wire, cable, tubing and hose from sharp, uneven drilled or punched holes • Nylon 6/6 UL94V2 Black

For 0.8mm to 3.2mm chassis thickness

Finger-tip pressure to install, no tool required. Can be applied after power cable was installed.

Part Number	Panel Hole Diameter A	Max. Cable Diameter B	Overall Diameter C	Overall Width L
22-POB09	9.5	6.7	12.2	10.3
22-POB13	12.7	8.0	15.4	10.3
22-POB16	15.8	11.5	17.7	10.3
22-POB19	19.0	13.1	20.1	10.3
22-POB22	22.0	16.9	24.7	10.3
22-POB25	25.4	20.1	27.0	10.3

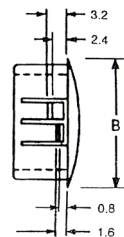


Vent Plug - Locking

Positively snaps into panel thickness from 0.8mm to 3.2mm

Moulded from black heat stabilised nylon - UV resistant

Part Number	Panel Hole Diameter	Max. Panel Thickness	Head Dia. B	Depth C
22-PLV19	19.1	3.2	23.0	10.3
22-PLV22	22.5	3.2	25.8	11.5
22-PLV25	25.4	3.2	30.5	11.5
22-PLV25W	25.4	3.2	30.5	11.5



W = White

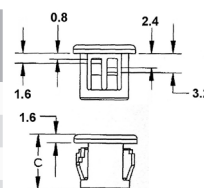
Window Plugs

Headstyle flat to minimise visual distortion

Moulded in clear Copolyester

Multiple locks 0.8mm to 3.2mm

Part Number	Panel Hole Diameter	Max. Panel Thickness	Head Dia. B	Depth C
22-PLW06	6.4	1.6	8.0	8.0
22-PLW10	9.5	3.2*	12.0	10.3
22-PLW13	12.7	3.2*	14.6	10.3
22-PLW16	15.9	3.2*	18.2	10.3



Assorted Kit - Rubber Grommets

Part Number:22-AKRG01



11 Different Sizes
Total of 180pcs

Hi-Q Rubber Grommets Provide:
Good Seal and mechanical protection for cables

Part No. 22-AKRG01

Part Number	Description	Qty
22-RG05	Grommet Rubber 4.8/3.2mm	25
22-RG06	Grommet Rubber 6.4/4.0mm	25
22-RG08	Grommet Rubber 8.0/4.5mm	25
22-RG09	Grommet Rubber 9.5/6.3mm	25
22-RG11	Grommet Rubber 11.0/8.0mm	15
22-RG13	Grommet Rubber 12.7/9.5mm	15
22-RG18	Grommet Rubber 17.5/14.2mm	10
22-RG19	Grommet Rubber 19.0/16.0mm	10
22-RG20	Grommet Rubber 20.1/15.5mm	10
22-RG25	Grommet Rubber Open 25.2/18.5mm	10
22-RG32	Grommet Rubber Open 31.7/25mm	10

Assorted Kit - Rubber Grommets Blanking

Part Number: 22-AKRGB01



16 Different Sizes
Total of 221pcs

For sealing & blanking drilled holes

Part No. 22-AKRGN01

Part Number	Description	Qty
22-RGC060S	Grommet PVC Closed 6.0 / 1.7mmT	20
22-RGC072S	Grommet PVC Closed 7.2 / 1.7mmT	20
22-RGC100S	Grommet PVC Closed 10 / 1.7mmT	20
22-RGC110S	Grommet PVC Closed 11 / 3.0mmT	15
22-RGC139S	Grommet PVC Closed 13.9 / 3.4mmT	15
22-RGC201S	Grommet PVC Closed 20 / 1.7mmT	15
22-RGC251S	Grommet PVC Closed 25 / 1.5mmT	10
22-RGC260S	Grommet PVC Closed 26 / 3.8mmT	10
22-RGC317S	Grommet PVC Closed 31 / 1.5mmT	10
22-SG21/27.5M	Stepped Grommet 5-17mm Cable Range	6
22-PHD05	Hole Plug TPE Blk Bung Type 5mm hole	20
22-PHD06	Hole Plug TPE Blk Bung Type 6mm hole	20
22-PHD07	Hole Plug TPE Blk Bung Type 7mm hole	20
22-PHD08	Hole Plug TPE Blk Bung Type 8mm hole	20

Assorted Kit - Insulating Bushes & Grommets

Part Number:22-AKINB01



24 Different Sizes/ Types

Total of 254 pcs

Hi-Q Bushes & Grommets Provide:

Good Seal and mechanical protection for cables

22-AKINB01

Part Number	Description	Qty
22-PPG06	Grommet Polythene Nat 6.3mm	20
22-PPG08	Grommet Polythene Nat 8.0mm	20
22-PPG09	Grommet Polythene Nat 9.5mm	20
22-PPG11	Grommet Polythene Nat 11.1mm	20
22-PPG13	Grommet Polythene Nat 12.7mm	20
22-PPG16	Grommet Polythene Nat 15.9mm	10
22-PPG19	Grommet Polythene Nat 19mm	10
22-RG05	Grommet Rubber 4.8/3.2mm	10
22-RG06	Grommet Rubber 6.4/4.0mm	10
22-RG08	Grommet Rubber 8.0/4.5mm	10
22-RG09	Grommet Rubber 9.5/6.3mm	10
22-RG13	Grommet Rubber 12.7/9.5mm	10
22-RG19	Grommet Rubber 19.0/16mm	10
22-PPB05	Insul.Bush Min Nyl Blk 4.8mm	10
22-PPB08	Insul.Bush Min Nyl Blk 8.0mm	10
22-PPB13	Insul.Bush Min Nyl Blk 12.7mm	10
22-PLB09	Insul Busg Std Hyl Blk 9.5mm	10
22-PLB13	Insul Bush Std Nyl Blk 12.7mm	10
22-PLB16	Insul Bush Std Nyl Blk 15.9mm	4
22-PLB19	Insul Bush Std Nyl Blk 19mm	4
22-PLB25	Insul Bush Std Nyl Blk 25.4mm	4
22-PAB19	Bush Adjust Nyl Blk 15.9mm	4
22-PAB22	Bush Adjust Nyl Blk 22.2mm	4
22-PAB25	Bush Adjust Nyl Blk 25.4mm	4

Strain Relief Bushes

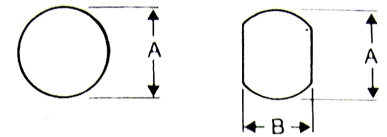
One piece design cuts assembly time • Efficient strain relief and insulation

Heat Stabilised Nylon Black (* available also in White) Temp. Index 105C

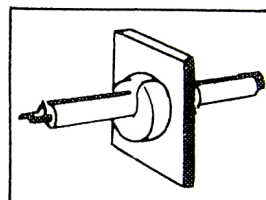
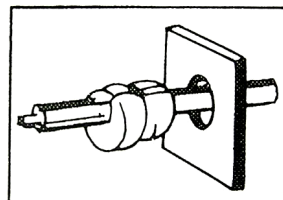
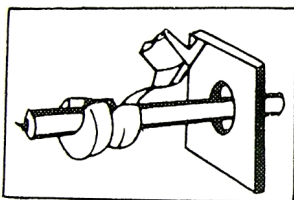
MP and PK series tough nylon bushings meet all UL and CSA stringent pull-out and temperature specifications.

Straight Entry Types

Part Number	Cable Shape	Approx. Cable Size	Hole Size		Length D	Max. Panel Thickness F
			Dia. A	Flats B		
21-MP2L1*	Flat	2.6x3.5	9.5	8.4	10.4	3.2
21-MP2P4*	Flat	2.6x5.0	9.5	8.4	10.4	1.6
21-PKF311	Flat	3.0x5.6	11.0	9.9	10.3	1.6
21-PKF312	Flat	3.0x5.6	11.0	9.9	10.3	2.5
21-PKF411	Flat	3.0x7.1	12.7	11.8	10.3	1.6
21-PKF412	Flat	3.0x7.1	12.7	11.8	10.3	2.5
21-MP4K1B*	Flat	3.8x7.4	12.7	11.7	11.7	2.5
21-PKF511	Flat	4.6x9.5	14.3	13.2	15.2	1.6
21-MP2M4B*	Round	3-4	9.5	8.4	10.4	1.6
21-MP5N4B*	Round	5-6.5	12.7	11.4	11.1	1.6
21-MP5P4B*	Round	5-6.5	12.7	11.4	11.1	2.5
21-PKR511	Round	5-6.5	12.7	11.5	11.0	1.6
21-PKR512	Round	5-6.5	12.7	11.5	11.0	2.5
21-MP6N4B*	Round	7-8	15.9	14.0	14.7	1.6
21-MP6P4B*	Round	7-8	15.9	14.0	14.7	3.2
21-PKR611	Round	8.2-9.2	15.9	14.0	14.8	1.6
21-PKR613	Round	8-9	15.9	14.0	14.8	3.2
21-PLR623	Round	6-7	15.9	14.0	18.0	3.2
21-PLR603	Round	8-9.5	15.9	14.0	18.0	3.2
21-MP7P2B*	Round	9-10.5	19.0	16.8	18.9	3.2

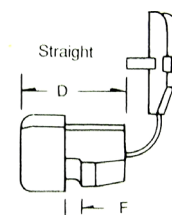


Hole dimensions

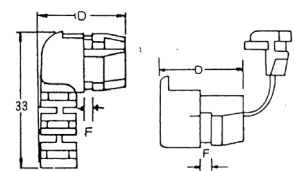


Right Angle Entry Types

Part Number	Cable Shape	Approx. Cable Size	Hole Size		Length D	Max. Panel Thickness F
			Dia. A	Flats B		
21-MP14LF	Flat	3.5-7.0	12.7	11.4	17.5	2.5
21-MP15LR	Round	5-6.5	12.7	11.4	17.5	2.5



Right Angle




Right Angle Entry with Flexible Support

Part Number	Cable Shape	Approx. Cable Size	Hole Size		Length D	Max. Panel Thickness F
			Dia. A	Flats B		
21-PK42LF	Flat	3.3x6.6	12.7	10.9	20.5	2.0

Assembly Tool

Unique rack and pinion principle hand tool applies precise pressure for rapid insertion without risk of damage to cable or panel.

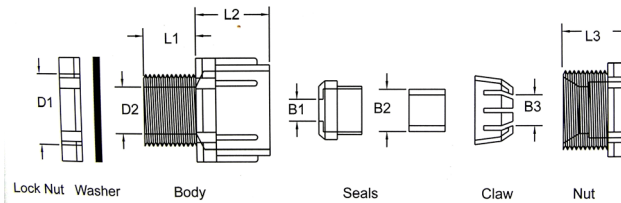
Part No 30-TKT1



Cable Glands - Standard Type

Nylon fingers give even pressure on gland for good seal • Two piece gland insert permits wide range of cable diameters
 UL Approved Nylon 6/6 Black PG Thread Pitch 1.5mm

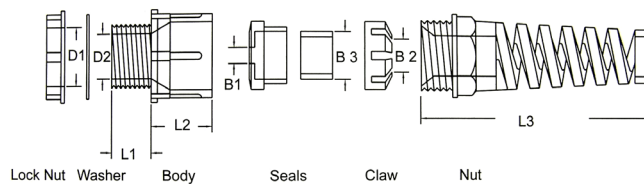
Part Number	Hole Diameter D1	D2	B2	B3	L1	L2	L3	Cable Dia. Range
23-PGA16	16	10.5	7	10	12	17	16.5	5-9
23-PGA20	20	13.7	9	13	13	19	19.5	8-13
23-PGA25	25	18.5	11	17	13	22	21.0	10-18



Cable Glands - Strain Relief Type

Support for cable in portable situations • UL Approved Nylon 6/6 Black PG Thread Pitch 1.5mm

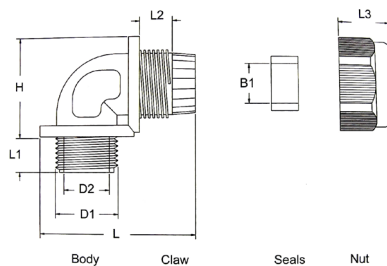
Part Number	Hole Diameter D1	D2	B2	B3	L1	L2	L3	Cable Dia. Range
23-PGA16SR	16	10.5	7	10	12	17	62	5-9
23-PGA20SR	20	13.7	9	13	13	19	78	8-13



Right Angle Cable Gland

One piece body/claw speeds up assembly.

Part Number	Hole Diameter D1	NPT Thread	D2	B1	L1	L2	L3	L	H	Cable Dia. Range mm
23-NPTA16	16.6	3/8"	12	9.3	11.7	9.9	16.7	48.5	30.0	5 - 9
23-NPTA21	21.0	1/2"	14	13.0	14.7	11.8	18.4	51.8	31.2	10 - 13
23-NPTA26	26.3	3/4"	19.2	16.4	14.8	12.6	22.3	64.5	41.6	13 - 16
23-NPTA42	41.7	1 1/4"	31.6	29.3	18.8	16.3	31.0	85.0	53.0	22 - 29



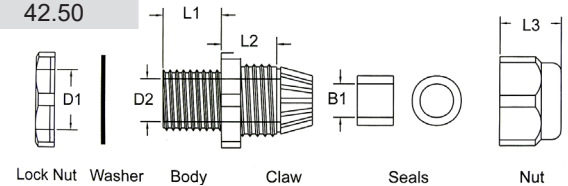
Metric Integral Claw Type - IP68

One piece body/claw speeds up assembly • UR E186042

Metric Thread

UL Approved Nylon 6/6 94V-2 Black Some sizes available in white

Part Number	Hole Diameter D1	D2	B1	L1	L2	L3	Cable Dia. Range mm
23-MAG12	12	8.3	6.0	7.9	12.1	13.3	3-6.5
23-MAG16	16	10.9	9.6	15.7	14.4	16.7	5-10
23-MAG20	20	14.8	12.9	15.0	19.5	18.4	10-14
23-MAG25	25	18.6	16.4	15.0	18.7	22.3	13-18
23-MAG32	32	26.0	23.4	14.7	20.3	26.2	18.75
23-MAG40	40	33.0	30.6	17.7	23.4	31.6	22.32
23-MAG50	50	41.2	38.2	17.3	25.7	31.6	30.38
23-MAG63L	63	56.0	49.5	25.4	29.5	36.5	42.50

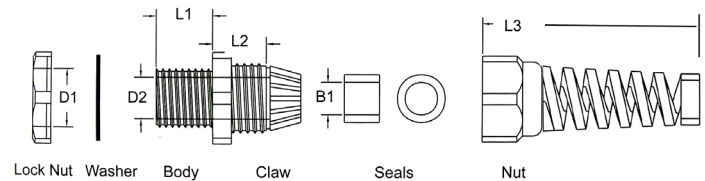


Metric Strain Relief Type - IP68

One piece body/claw speeds up assembly • UL Approved Nylon 6/6 • 94V-2 Black

Metric Thread

Part Number	Hole Diameter D1	D2	B1	L1	L2	L3	Cable Dia. Range mm
23-MAG12SR	12	8.3	6.0	7.9	12.1	53.3	3-6.5
23-MAG16SR	16	10.9	9.6	14.4	14.4	74.9	5-10
23-MAG20SR	20	14.8	12.9	12.8	19.5	96.2	10-14
23-MAG25SR	25	18.6	16.5	13.9	19.5	111.2	13-18



Metric Reduction Fittings

Switch from large metric gland to small one • Thread Length 8mm

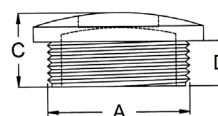
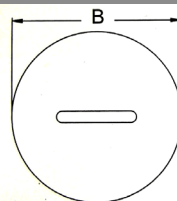
Part Number	D1	D2
23-M2012	M20	M12
23-M2016	M20	M16
23-M2516	M25	M16
23-M2520	M25	M20

UL Approved Nylon 6/6
94V-2 Black



Metric Screw Plugs

Part Number	A	B	C	D
22-MSP12	M12	15.0	10.0	6.0
22-MSP16	M16	20.0	10.5	6.0
22-MSP20	M20	24.0	10.5	6.0
22-MSP25	M25	29.7	12.8	7.8
22-MSP32	M32	36.6	13.3	7.8
22-MSP40	M40	45.8	13.4	7.8
22-MSP50	M50	55.5	16.2	9.8
22-MSP63	M63	69.3	17.5	11.8



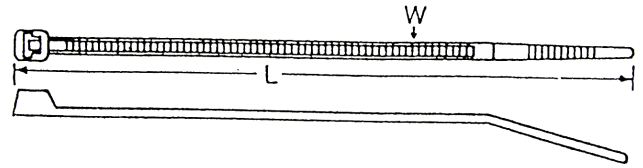
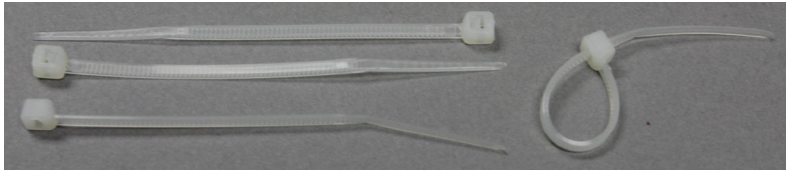
M12, M16, M20, M25 Available in grey - specify GY at end of Part Number eg. 22-MSP12GY



Standard Strap Type – PCV Series

Manufactured from tough, durable Nylon 6/6 with a flammability rating of UL 94V2.

Tensile strength meets MIL-S-23190D (PCV type) MIL-S-23190E (NT type)



Part Number	Length L mm	Width W mm	Bundle Max. Diameter	Min. Tensile Strength Kg
15-PCV075/2.4	75	2.4	14	8
15-PCV075/2.4B	75	2.4	14	8
15-PCV100/2.5	100	2.5	20	8
15-PCV100/2.5B	100	2.5	20	8
15-PCV120/2.5	120	2.5	28	8
15-PCV120/2.5B	120	2.5	28	8
15-PCV120/3.2	120	3.2	28	18
15-PCV140/2.5	142	2.5	33	8
15-PCV140/2.5B	142	2.5	33	8
15-PCV140/3.2	142	3.2	33	18
15-PCV140/3.2B	142	3.2	33	18
15-PCV150/3.6	150	3.6	34	18
15-PCV150/3.6B	150	3.6	34	18
15-PCV165/2.5	165	2.5	44	8
15-PCV180/4.0	180	3.6	45	18
15-PCV200/2.5	203	2.5	52	8
15-PCV200/3.2	203	3.2	52	18
15-PCV200/4.6	203	4.6	50	22
15-PCV200/4.6B	203	4.6	50	22
15-PCV225/4.8D	225	4.8	59/52	22
15-PCV250/3.6	250	3.6	68	18
15-PCV250/4.8	250	4.8	68	22
15-PCV292/3.6	292	3.6	80	18
15-PCV300/7.6	300	7.6	80	55
15-PCV300/4.8D	300	4.8	83/76	22
15-PCV310/4.8	310	4.8	87	22
15-PCV368/4.8	368	4.8	102	22
15-PCV370/4.8D	370	4.8	105/98	22
15-PCV500/4.8	500	4.8	150	22
15-PCV635/4.8	635	4.8	189	22
15-PCV750/7.5	750	7.5	223	55
15-PCV940/9.0	950	9.0	285	80
15-PCV914/4.8	914	4.8	270	22
15-PCV1219/9.0	1219	9.0	380	80
15-PCV1500/9.0	1500	9.0	464	80

Std Stock in Natural Nylon 6/6

Add suffix B to Part No. for PCV Types in Black . Suffix D denotes Double head.

Standard Strap Type – PCV Series UV Resistant - Black

Manufactured from tough, durable Nylon 6/6 with carbon added for UV resistance

Part Number	Length L mm	Width W mm	Bundle Max. Diameter	Min. Tensile Strength Kg
15-PCV060/2.4W	60	2.4	11	8
15-PCV075/1.6W	75	1.6	11	8
15-PCV200/2.5W	200	2.5	55	8
15-PCV200/4.6W	200	4.6	52	22
15-PCV200/4.8W	200	4.8	52	22
15-PCV200/7.6W	200	7.6	52	55
15-PCV250/4.8W	250	4.8	68	22
15-PCV300/4.8W	300	4.8	83	22
15-PCV340/7.6W	340	7.6	92	55
15-PCV370/4.8W	370	4.8	94	34
15-PCV380/8.0W	380	8.0	105	60
15-PCV432/4.8W	432	4.8	125	22
15-PCV450/8.0W	450	8.0	128	60
15-PCV500/4.8W	500	4.8	128	60
15-PCV610/4.8W	610	4.8	181	22
15-PCV635/4.8W	635	4.8	181	22
15-PCV914/9.0W	914	9.0	275	80
15-PCV1500/9.0W	1500	9.0	462	80

Standard Strap Type NT Series

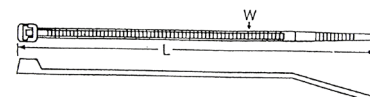
Manufactured from tough, durable Nylon 6/6 with a flammability rating of UL 94V2

Tensile strength meets MIL-S-23190D (PCV type) MIL-S-23190E (NT type)

Part Number	Length L mm	Width W mm	Bundle Max. Diameter	Min. Tensile Strength Kg
15-NT08025	80	2.4	16	8.1
15-NT08025B	80	2.5	16	8.1
15-NT10025	100	2.5	20	8.1
15-NT10025B	100	2.5	20	8.1
15-NT14036	140	3.2	32	18.0
15-NT14036B	140	3.2	32	18.0
15-NT16025	160	2.5	38	8.1
15-NT16025B	160	2.5	38	8.1
15-NT20025	200	2.5	50	8.1
15-NT20025B	200	2.5	50	8.1
15-NT20036	200	3.6	50	18.0
15-NT20036B	200	3.6	50	18.0
15-NT25048	250	4.8	68	22.0
15-NT25048B	250	4.8	68	22.0
15-NT29076	280	7.6	78	55.0
15-NT29536	295	3.6	82	18.0
15-NT29076B	280	7.6	78	55.0
15-NT29536B	295	3.6	82	18.0
15-NT29548	295	4.8	82	22.0
15-NT29548B	295	4.8	82	22.0
15-NT37048	370	4.8	107	22.0
15-NT37048B	370	4.8	107	22.0
15-NT43248CB	432	4.8	125	22.0
15-NT45090	450	8.0	133	80.0
15-NT45090B	450	8.0	133	80.0
15-NT61090B	610	9.0	185	80.0

Std Stock in Natural Nylon 6/6.

Suffix B Denotes Black UV Resistant NT Series



Releasable Cable Ties

Easy finger catch good for temporary fastening.

Part Number	Length L mm	Width W mm	Bundle Max. Diameter	Min. Tensile Strength Kg
15-PCR100/3.6	100	3.6	25	18Kg
15-PCR125/8.0	125	7.6	30	22Kg
15-PCR150/4.7	150	4.7	39	22Kg
15-PCR200/4.7	200	4.7	55	22Kg
15-PCR200/8.0	200	7.6	39	22Kg
15-PCR300/7.6	300	7.6	89	22Kg
15-PCR590/12.8	590	12.8	171	114Kg

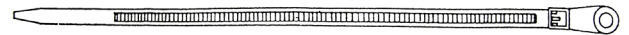


Cable Ties - Misc. Strap Type

Screw Hole Mounting PCW Series

Anchor your cables quickly with integral screw hole mount

Part Number	Length L mm	Width W mm	Bundle Max. Diameter	Min. Tensile Strength	Mounting Hole mm
15-PCW100/2.5	100	2.5	25	8 kg	3.0
15-PCW155/3.7	155	3.7	40	18 Kg	4.6-5.0
15-PCW205/4.2	205	4.2	60	22 Kg	4.6-5.0

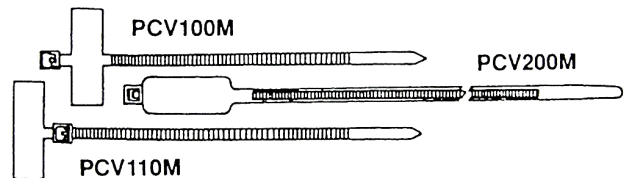


Maker Ties

Tie and identify bundles of cable in one operation

Part Number	Length L mm	Width W mm	Bundle Max. Diameter	Min. Tensile Strength
15-PCV100/2.5M	100	2.5	25	8 Kg
15-PCV110/2.5M	110	2.5	25	8 Kg
15-PCV200/4.6M	200	4.6	50	22 Kg

UL Approved Nylon 6/6



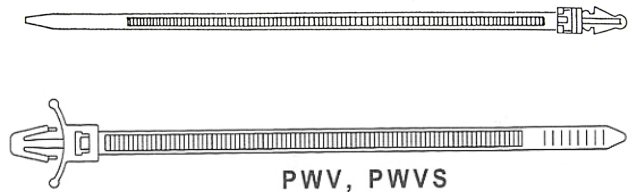
Push Mount PCX, PWVS Type

Simple one piece mounting and harness

Locks quickly into 4.8mm Hole

Part Number	Length L mm	Width W mm	Bundle Max. Diameter	Min. Tensile Strength
15-PCX155/3.5	155	3.5	40	18 Kg
15-PCX200/4.8	203	4.8	50	22Kg
15-PWVS155/3.5	155	3.5	36	18Kg

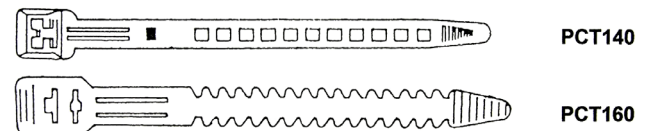
UL Approved Nylon 6/6



Hanking Tie - Polyethylene Clear

Tidy up your electrical cords for packaging and shipment



Part Number	Length L mm	Width W mm	Bundle Max. Diameter	Min. Tensile Strength
15-PCT140/9.0	140	9	38	8 Kg
15-PCT160/9.0	160	9	45	8 Kg



Cable Ties - Beaded Ties

Easy to install and release

Part Number	Length L mm	Bundle Max. Diameter
15-PBV108	108	29
15-PBV152	152	43
15-PBV203	203	62



UL Approved Nylon 6/6

Cable Ties - Push Mount

Part Number	Length L mm	Width W mm	Bundle Max. Diameter	Mounting Hole Dia	Min. Tensile Strength
15-PDV170/5.0B	169	5	36	6.8	18 Kg
15-PUV170/5.4	169	5.4	38	6.8	22 Kg



UL Approved Nylon 6/6



15-PDV170/5.0B Black

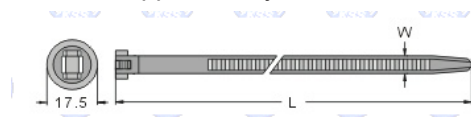


15-PUV170/5.4 Natural

Cable Ties - Chassis Mount

Part Number	Length L mm	Width W mm	Bundle Max. Diameter
15-PCC300/3.2B	304	6.2	85



Black UL Approved Nylon 6/6



Cable Ties - Locking Strap Ties

Part Number	Length L mm
15-Lock-150	150

Clear Polypropylene



Cable Ties - Easy Snap Security Ties

Due to the low break strength, easy snap security ties are suitable for applications requiring easy hand removal.


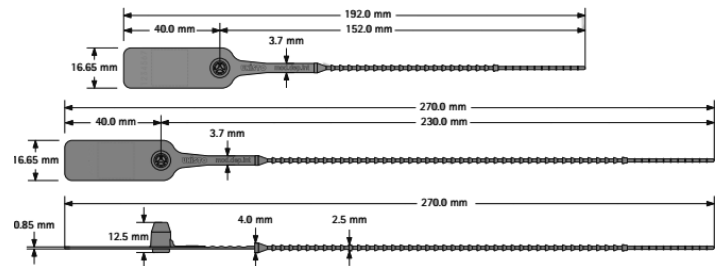
Part Number	Length L mm	Tensile Strength
15-PST150	150	14.5
15-PST230	230	14.5

Polyamide (PA)

Colours: red, blue, green, yellow, orange and white

Available plain or numbered.

15-PST230XX where X = BL (blue), PY (yellow), R (red), WH (white Hi-Q)



Cable Ties - Velcro Ties

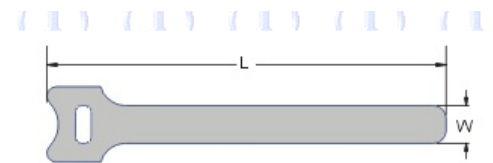
Great for cord & cable management. Reusable and easy to install. Different colours for easy identification.

Colours: black (bk), white (we), red (rd), yellow (yw), blue (be) & green (gn)

Add suffix to part number for colour choice. Example: 15-MGT125/12BK /

15-MGT240/16GN

Part Number	Length L mm	Width W mm	Bundle Max. Diameter
15-MGT125/12	125	12	30
15-MGT135/12	135	12	33
15-MGT150/12	150	12	36
15-MGT180/12	180	12	40
15-MGT210/16	210	16	50
15-MGT240/16	240	16	65
15-MGT310/16	310	16	85



Velcro Roll

Great for cord & cable management. Reusable and easy to install. Different colours for easy identification, can be cut to required length.

Sold in 10M rolls.

Colours: black (bk), white (we), red (rd), yellow (yw), blue (be) & green (gn)

Add suffix to part number for colour choice. Example: 15-MGTP15BK / 15-MGTP20RD

Part Number	Width mm
15-MGTP15	15
15-MGTP20	20



Cable Ties - Stainless Steel Tooth

Manufactured in Nylon 6/6 with Stainless Steel Tooth. Flammability rating UL 94V2

Part Number	Length L mm	Width W mm	Bundle Max Diameter	Tensile Strength kg
15-PCV100/2.5SST	100	2.5	24	8kg

Natural nylon

Operating temp -40°C to 85°

Large range of other sizes available on short lead times



Tie Guns




30-TG6

Economy Type. Twist to cut.
For Tie Width 2.5~5.0mm



30-TG-7

Tension Adjust. Automatic cut
For Tie Width 2.5~5.0mm



30-TG-9

For Tie Width 2.5~10.0mm

Cable Tie Kits



4 Different sized ties.

Hundreds of different used including:

Home - Garden - Auto - Marine - Electrical

Part Number	Description
15-PPCVK-650	650 pieces
15-PPCVK-850	850 pieces
15-PPCVK-1000	1000 pieces



4 Different sized ties including velcro ties

Hundreds of different used including:

Home - Garden - Auto - Marine - Electrical

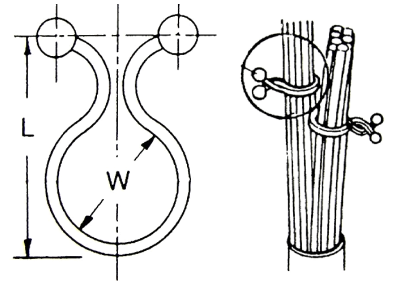
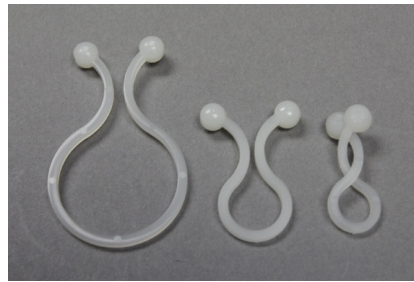
Part Number	Description
15-PPCVK-510	510 pieces

Twist Type Tie

A simple twist of the fingers and the tie is secure, another twist and it is released.

Tidy up random wiring

Part Number	W Diameter mm	L mm
15-PLC06	5.1 – 6.9	22.2
15-PLC08	7.6-10.2	27.4
15-PLC10	10.2 – 12.7	30.5
15-PLC14	13.9 – 16.5	32.0
15-PLC18	17.8 – 20.3	39.4
15-PLC23	22.8 – 25.4	47.5
15-PLC37	36.8 – 39.4	67.8



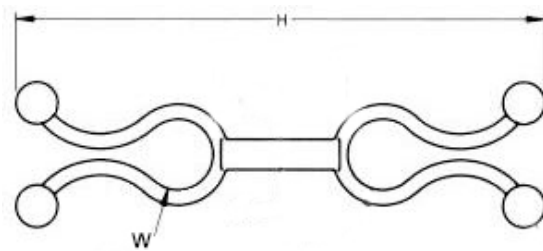

UL Approved Nylon 6/6 Natural or Black

Double Twist Type Tie

To tidy wiring to stop tangling

Part Number	H	L	W Dia. mm
15-DBEZ7.6/10.1	69.8	17.46	7.62 - 10.16

UL Approved Nylon 6/6 Natural or Black



Tomato Stem Support Clips

Ideal for green house tomato plants

Manufactured in Polypropylene

Durable clips to help nurture and support tomatoes to get fantastic tomato results.

Arch Support Clips - Push on the branch to help support tomato branches from drooping and breaking off

Stem Clips - Support the stem by fixing to a vertical support string

Part Number	Description
06-TASCLIP	Arch Clip
06-TSCLIP	Stem Clip



06-TASCLIP




06-TSCLIP

Fastening Hooks

Black Polyamide PA 6.6

Can be fixed in wood, concrete, plaster and brick
Can be used on metal or plastic tube

Part Number	Length L mm	Shaft Dia D mm	For Tube OD mm	Type
06-DH0606*	60	6	Up to 30	Single
06-DDH0606*	60	6	Up to 30	Double
06-DH0608	60	8	Up to 40	Single
06-DDH0608	60	8	Up to 40	Double
06-DH0908	90	8	Up to 40	Single
06-DDH0908	90	8	Up to 40	Double
06-DHM1008	108	8	Up to 55	Single
06-DH1208	120	8	Up to 40	Single
06-DDH1208	120	8	Up to 40	Double




*Grey

Nail in Cable Tie

Black Polyamide PA 6.6

Can be fixed in wood, concrete, plaster and brick
Metal free fixing
Operating temp -40°C to 85°C

Part Number	Length L mm	Shaft Dia D mm
06-KNK0608	60	8
06-KNK0908	90	8
06-KNK1208	120	8

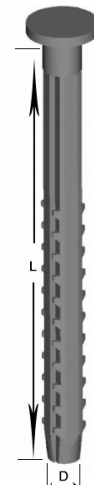


Plastic Nail

Black Polyamide PA 6.6

Used for installing mounting rails in concrete, wood, plaster or brick
Can be fixed in wood, concrete, plaster and brick
Metal free fixing

Part Number	Length L mm	Shaft Dia D mm
06-KN0608	60	8
06-KN0908	90	8
06-KN2108	120	8



Large Head Dowel

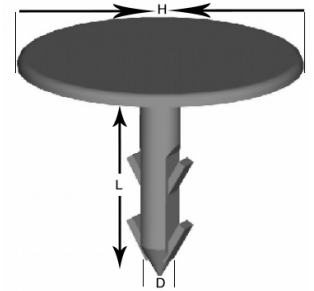
Red Polyethylene

Used for attaching foils to insulation

Can be fixed in wood, concrete, plaster and brick

Metal free fixing

Red colour



Part Number	Length L mm	Shaft Dia D mm	Head Dia H mm
06-TD25	25	5	35

Square Head Dowel

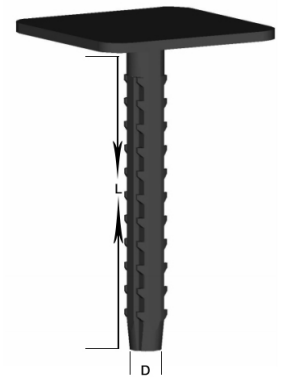
Black Polyamide PA 6.6,

Square 40 x 40mm head

Can be fixed in wood, concrete, plaster and brick

Used for fixing

- any kind of insulation slabs
- tubing to panels, walls and floors
- insulating mat to floors



Part Number	Length L mm	Shaft Dia D mm
06-NH0608	60	8
06-NH0908	90	8
06-NH1208	120	8

Soil Anchors


Steel/Polyamide PA 6.6, Used for fixing directly into soil

06-EA20 is designed for use in loose soil

06-EA12 is designed for use in hard, stony soil

The anchor can be located with a metal detector if needed

Part Number	Length L mm	For Tube OD mm
06-EA12	12	16 - 34
06-EA20	20	16 - 34



SW Clamp

Surface UV-Proof

For an easy and quick fastening of all established pipes of 14-35mm diameter on a wall or a ceiling.

-Temperature resistance: 30 degrees to 85 degrees celsius.

-Connector system combinable with all sizes

Part Number	For tubing OD mm	Colour
06-SW15W	14-16	White
06-SW17W	16-20	White
06-SW20W	20-23	White
06-SW25W	24-28	White
06-SW32W	32-35	White



Spiral Wrap Cabling

Versatile and reusable wrapping for wiring • Protect wires from abrasion and flexing
Spiral expands to size required

Polyethylene Natural

Part Number	OD mm	Wall Thick mm	Bundle Range Dia.
15-KS16	15.9	1.6	15.9 - 114
15-KS25	25.4	1.7	25.4 - 177

Supplied by the metre

UV Resistant Black Polyethylene - Suitable for outdoor use


Part Number	OD mm	Wall Thick mm	Bundle Range Dia.
15-KWB03	3.2	0.81	1.6 - 6.35
15-KWB06	6.35	0.9	4.7 - 50.8
15-KWB10	9.5	1.0	7.9 - 76
15-KWB13	12.7	1.0	9.5 - 102
15-KWB16	15.9	1.6	15.9 - 114

Supplied by the metre

Polyethylene Fluro - Moulded in Polyethylene - Red colour

Part Number	OD mm	Wall Thick mm	Bundle Range Dia.
15-KFR10	9.5	1	7.9 - 76.2
15-KFR16	15.9	1.6	15.9 - 114
15-KFR19	19	1.6	19 - 127
15-KFR25	25.4	1.7	25.4 - 177

Supplied by the metre

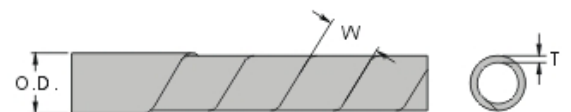


Polyethylene Natural & Black

Part Number	OD mm	T mm	W mm	Wrapping Range
15-KS03-10	3	0.5	4.7	1.5 - 10
15-KS06-10	4.5	0.6	6.7	4 - 25
15-KS08-10	6	0.75	12.0	6 - 30

Supplied in 10m rolls.

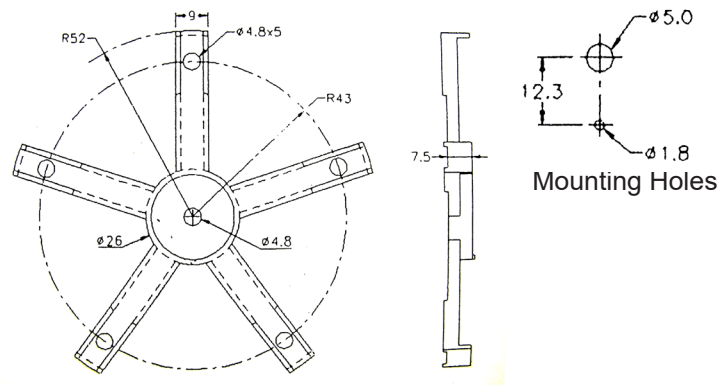


Add suffix BK for black colour. Example 15-KS03-10BK



Fibre Optic Cable Mount

Collect and protect excess fibre optic cable lengths near to termination

Each assembly requires 5 pieces of one of the barb lock mount twist ties listed below or 18-PWS type wire saddles listed on page 71



Part Number: 20 - FCH-1

Split Loom

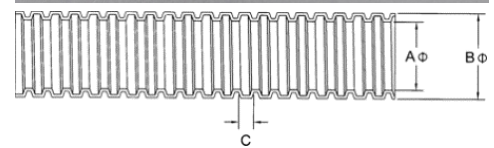
Flexible corrugated tube with an easy opening seam down the side.

Great for computers & entertainment systems.

Kink-resistant.

Part Number	Size	A Ref. mm	B Ref. mm	C Ref. mm
15-SL0250FRPPB	6.35	6.8	10.0	3.05
15-SL0375FRPPB	9.52	10.6	13.6	3.25
15-SL0500FRPPB	12.7	12.8	17.0	3.63
15-SL0625FRPPB	15.87	16.5	21.0	3.68
15-SL0750FRPPB	19	19.3	23.6	3.66
15-SL1000FRPPB	25.4	23.1	26.2	4.37


Sold in 30 meter rolls



Split Loom Clip

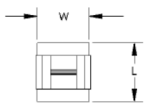
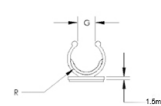
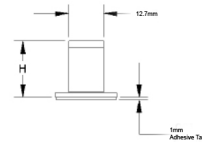
Adhesive base

Part Number	Size	R	G	W	L	H
20-SLC0250N	6.35	10.1	5.58	19	19	13
20-SLC0375N	9.52	13.7	7.54	19	19	16.9
20-SLC0500B	12.7	17.2	9.49	19	22.2	20.8
20-SLC0625B	15.87	21.3	11.7	19	22.2	25.2
20-SLC0750B	19	23.8	12.7	25.4	25.4	28
20-SLC1000B	25.4	28.9	14.6	25.4	25.4	33.6



N = natural nylon 6/6

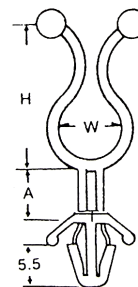
B= black nylon 6/6



Barb Lock Mount Twist Ties For Fibre Optic Mount

Locks quickly into a 4.8mm hole for accurate mounting. • Cables secured and supported with a twist.

Part Number	Max Bundle Dia. W Closed	A mm	H mm
15-PSC5/6	4.8	4.0	22.0
15-THD7/3	7.2	2.5	26.0
15-PSC11/4	10.5	2.5	31.0
15-PSC14/2	14.0	2.3	30.7


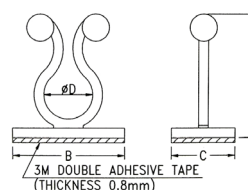


UL Approved Nylon 6/6

Adhesive Mount Twist Ties

Mounts quickly on to flat surface • Cables secured and supported with a twist.

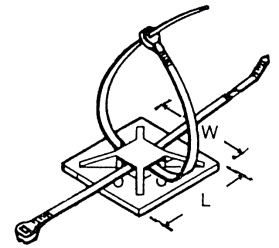
Part Number	Max Bundle Dia. W Closed	A mm	B mm	C mm
15-KLA082	8.2	28.7	25.0	13.0
15-KLA100	10.0	29.0	21.0	19.0
15-KLA138	13.8	32.7	20.0	20.0




Cable Tie Mounts - Self Adhesive

Reduce installation time for lightweight wire bundles Material: UL Approved Nylon 6/6


Part Number	L mm	W mm	Tie Hole Width	Suitable for Cable Ties
16-PHC-013	13.0	13.0	3.2	PCV075-120
16-PHC-019	19.1	19.1	4.5	PCV075-180
16-PHC-101	21.4	21.4	4.7	PCV075-180
16-PHC-102 \odot	28.4	28.4	5.5	PCV100-250
16-PHC-105	30.2	26.8	9.0	PCV200-450




\odot PHC-102 has screw mounting facility for heavy cable bundles.




16-PHC-013




16-PHC-019



16-PHC-101



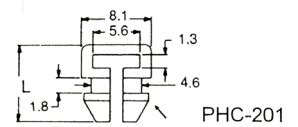
16-PHC-102



Cable Tie Mounts - Clip Mount

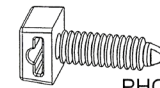
Quick Assembly • Push and lock • UL Approved Nylon 6/6 Natural

Part Number	L mm	Hole Size mm	Tie Hole Width	Suitable for Cable Ties
16-PHC-201	8.8	4.8	5.5	PCV075-250
16-PHC-204	15.3	4.8	3.8	PCV075-150
16-PHC-208	19.0	6.3	8.1	PCV200-450
16-PHC-210	30.9	6.3	8.1	PCV200-450*

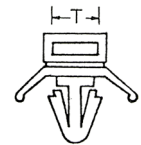


PHC-201

* Also Beaded Types



PHC-210



PHC-204
PHC-208

Cable Tie Mounts - Screw Mount Saddle

Screw /saddle design provides maximum security for heavy wire bundles • UL Approved Nylon 6/6 Natural

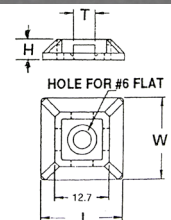
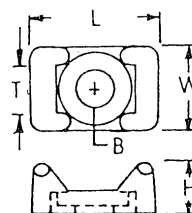
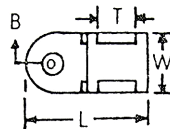
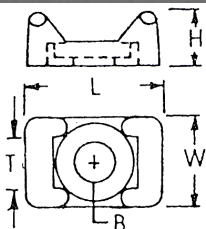




Part Number	H mm	L mm	W mm	B mm	T mm	Suitable for Cable Ties
16-PHC-0	5.0	19.5	9.5	3.4	5.0	PCV075-250
16-PHC-1	7.0	15.2	10.3	3.3	5.0	PCV075-250
16-PHC-2/5	9.2	23.4	16.2	5.0	9.0	PCV200-450
16-PHC-2/6	9.2	23.4	16.2	6.0	9.0	PCV200-450
16-PHC-4	11.6	30	14.7	5.2	9.3	PCV200-450
16-PHC-11	4.8	19.4	19.4	4.5	5.5	PCV200-310

PHC-2/5, PHC-1, PHC-2/6

PHC-0

PHC-4

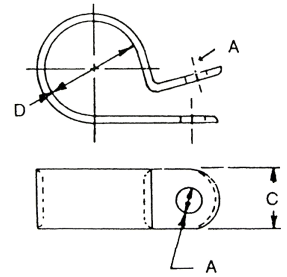

PHC-11



Miniature 'P' Clips

Secure small cables neatly and firmly • Tough, durable and chemical resistant • Nylon 6/6 Natural

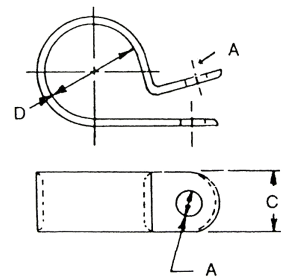
Part Number	Diameter D	Width C	Hole Size A
20-PTC0.8A	0.8	4.0	2.5
20-PTC2.4A	2.4	4.0	2.5
20-PTC3.2A	3.2	4.0	2.5
20-PTC4.0A	4.0	4.0	2.5
20-PTC4.8A	4.8	4.0	2.5
20-PTC6.4B	6.4	7.1	3.3
20-PTC9.5B	9.5	7.1	3.3



Standard 'P' Clips

Tough, durable and chemical resistant • Secure and insulate cables wiring and tubing
All contact edges have a full radius to protect cable, proven for electronics, marine, aircraft & appliances.
Nylon 6/6 Natural.

Part Number	Diameter D	Width C	Hole Size A
20-PUC03A	3.2	9.5	4.2
20-PUC04A	4.8	9.5	4.2
20-PUC06A*	6.3	9.5	4.2
20-PUC08A*	8.0	9.5	4.2
20-PUC10A*	9.5	9.5	4.2
20-PUC11A*	11.1	9.5	4.2
20-PUC12A*	12.7	9.5	4.2
20-PUC10B*	9.5	12.7	4.2
20-PUC12B*	12.7	12.7	4.2
20-PUC15B*	15.8	12.7	4.2
20-PUC19B*	19.1	12.7	4.2
20-PUC25B*	25.4	12.7	5.2
20-PUC32B*	31.8	12.7	5.2
20-PUC34BB	34.93	12.7	5.2
20-PUC38BB	38.1	12.7	5.2



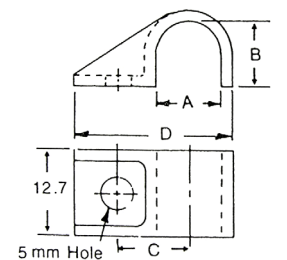

Available in black UV stabilised.

Add suffix B to part number. Example 20-PUC06AB / 20-PUC10BB

Heavy Duty Cable Clamps

Reinforced side flanges provide added strength and rigidity. • Nylon 6/6 Natural
Compact design allows clip to be used on corners or edges or where space is limited.

Part Number	A	B	C	D
20-PDC03	2.9	2.9	7.8	17.1
20-PDC04	4.4	4.4	8.3	18.6
20-PDC06	6.0	6.0	9.3	20.1
20-PDC08	7.5	7.5	10.2	21.8




Screw Mount U Clamp

Low profile; Ideal for where space is an issue

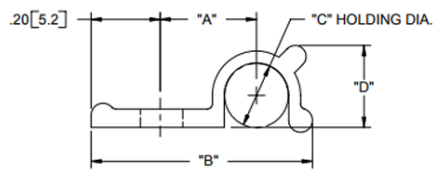
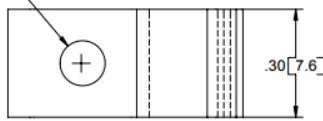
Ideal for mounting bundles in corners or along edges

- Nylon 6/6 Natural

Part Number	A	B	C	D
20-HURCS-2-01	6.2	15.0	3.2	4.3
20-HURCS-3-01	7.1	15.6	4.8	6.1
20-HURCS-4-01	8.1	18.3	6.4	7.6



Mounting Hole Dia for #4 Screw

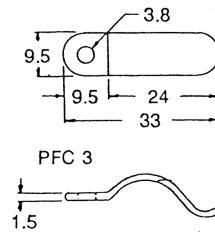
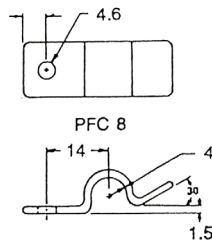


Spring Clips

Spring retention of cables, tubing, wire bundles, flat cable, panels, spare components or tools.

- Nylon 6/6

Part Number	L mm	W mm
20-PFC03	33	9.5
20-PFC08	39	12.7

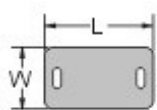



Cable Tie Markers

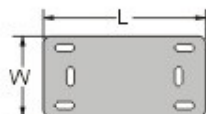
Used to mark cable bundles for identification

- Nylon 6/6

Part Number	L mm	W mm	T mm
17-PMT16	26	15.2	1.2
17-PMT20	42.2	21.2	1.2



17-PMT16



17-PMT20

Nylon Cable Clamps 'P' Type Kit

Part Number: 20-AKCLP02



16 Different Sizes

Total of 187pcs

Hi-Q Nylon P Clips Provide:

Electrical Insulation - Vibration & Corrosion Resistance - Non-magnetic Low Thermal Conductivity - High Strength to Weight Ratio - Toughness & Durability - Labour Saving Speed of Assembly

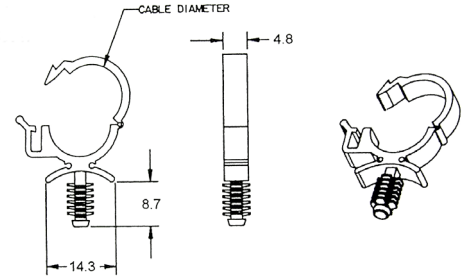

Part No. 20-AKCLP02

Part Number	Description	Qty
20-PTC3.2A	Cable Clamp P min 3.2x4mm	10
20-PTC4.8A	Cable Clamp P min 4.8x4mm	10
20-PTC6.4B	Cable Clamp P min 6.4x7.1mm	10
20-PTC9.5B	Cable Clamp P min 9.5x7.1mm	10
20-PUC03A	Cable Clamp P Nyl 3.18x 9.53mm	20
20-PUC04A	Cable Clamp P Nyl 4.76 x 9.53mm	20
20-PUC06A	Cable Clamp P Nyl 6.35x9.53mm	20
20-PUC08A	Cable Clamp P Nyl 7.94x9.53mm	20
20-PUC10A	Cable Clamp P Nyl 9.53x9.53mm	10
20-PUC10B	Cable Clamp P Nyl 9.53x12.7mm	10
20-PUC12A	Cable Clamp P Nyl 12.7x9.53mm	10
20-PUC12B	Cable Clamp P Nyl 12.7 x 12.7mm	10
20-PUC15B	Cable Clamp P Nyl 15.88x12.7mm	10
20-PUC19B	Cable Clamp P Nyl 19.08x12.7mm	10
20-PUC25B	Cable Clamp P Nyl 25.4x12.7mm	5
20-PUC32B	Cable Clamp 31.75x12.7mm	2

Releasable Clamp with Fin Clip Mount

Easily re-opened for routing changes • Quick installation with fin clip. • Locks cables securely

Part Number	Cable Dia.	Hole Dia.
20-RCF10	9.5	4.8
20-RCF13	12.7	4.8
20-RCF25	25.4	6.4

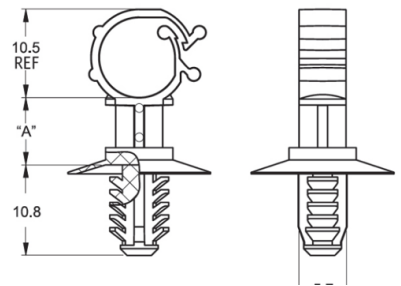


Cable Clip - Standoff, Side Entry

Easily re-opened for routing changes • Nylon 6/6

Part Number	A	Cable Bundle Max dia.
20-SCC-4/19	4	9
20-SCC-8/19	8	9
20-SCC-10/19	10	9
20-SCC-12/19	12	9

Bottom hole push fit: 6.5mm
Panel thickness: Min 0.7mm

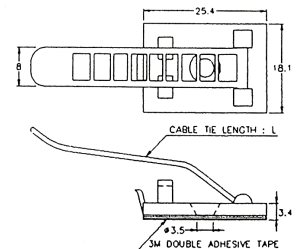



Ladder Cable Clamp - Adhesive Mount

Locks securely – Easily re-opened for changes • 1 part handles wide range of cable bundles

Optional screw fastening

Part Number	Max. Bundle Dia. mm	L mm	W mm	T mm
20-ACL15	15	25.4	18.1	8.0
20-ACL20	20	25.4	18.1	8.0

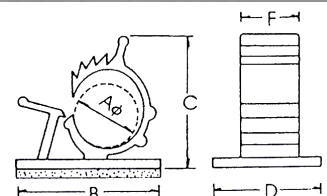



Adjustable Cable Clip - Adhesive Mount

Locks securely – Easily re-opened for routing changes • 4 step lock to clamp cables • Nylon 6/6

5 sizes adjustable for bundle diameters 7.9 – 25.4mm

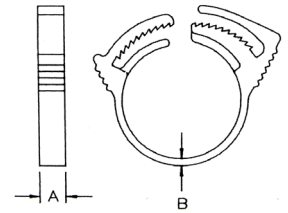
Part Number	Bundle Dia. AØ	B mm	C mm	D mm	F mm
20-AP0810	7.9-10.3	25.4	22.2	19.1	10.2
20-AP1013	10.0-12.5	31.8	27.8	19.1	10.2
20-AP1316	12.6-15.4	38.1	31.8	19.1	12.7
20-AP1720	16.5-20.1	50.8	44.5	25.4	12.7
20-AP2225	22.2-25.4	50.8	44.5	25.4	12.7



Hose Clamps – Premium Type

New patented interlocking design eliminates the leak path created by overlapping ring design hose clamps. Nylon clamps are tough and corrosion resistant

Part Number	Width	Thick.	Clamping Range	
	A	B	Min	Max
20-HC07	5.6	1.6	6.3	7.4
20-HC08	5.6	1.6	7.62	8.89
20-HC10	5.6	1.6	9.1	10.3
20-HC11	5.6	1.6	10.4	11.9
20-HC13	5.6	1.6	12.1	13.6
20-HC14	5.6	1.6	13.7	15.4
20-HC16	5.6	1.6	15.2	16.9
20-HC19	5.6	1.6	18.5	21.1
20-HC22	5.6	1.6	22.1	24.8
20-HC28	7.9	1.6	26.2	30.2
20-HC34	7.9	1.6	31.8	36.2
20-HC40	8.7	1.6	35.7	40.9
20-HC43	8.7	1.6	40.5	46.0



Nylon 6/6. Larger sizes available on short delivery.

Double Grip Hose Clamps

Double tooth interlocking jaw for exceptional strength • Clamps have good chemical resistance
Corrosion resistant and resilient **Uses:** Electrical, R.V, Boating/Automotive

Part Number	Width A	Thick B	Clamping Range
20-HCDG09	4.5	1.65	9.19 to 10.31
20-HCDG14	6.10	1.57	11.99 to 13.79
20-HCDG17	7.24	1.98	15.01 to 17.09
20-HCDG25	7.02	1.98	22.20 to 24.89
20-HCDG35	9.09	1.98	32.00 to 34.80
20-HCDG65	9.12	2.77	59.00 to 64.69



Nylon 6/6 Black




Nail-in Clips

Quickly install cables for TV, Telephone, Fibre Optics and Networks • Moulded in tough high density polyethylene

Light Duty Nails

Part Number	Cable Size mm	Cable Type
20-NCL400R	4 ø	75 Coax
20-NCL450F	5.5 x 2.7	Bell

Colour: Black



NCL400R 20-NCL450F

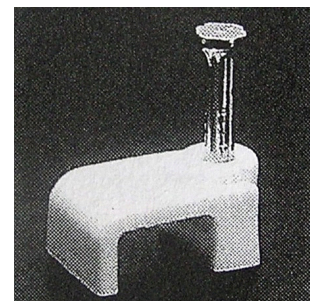
Masonry Nails

Part Number	Cable Size mm
20-NC350RW	3.5
20-NC400RB	4
20-NC500RB	5
20-NC600RB	6
20-NC700RB	7
20-NC800RB	8
20-NC900F	9



Part Number	Cable Size mm
20-NFM0855	8.5 x 5.2
20-NFM0984	9.8 x 4.4
20-NFM1358	13.5 x 8.1
20-NFM1684	16.8 x 4.4
20-NFM1935	19.3 x 5.5

Colour: White



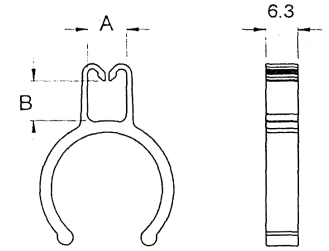
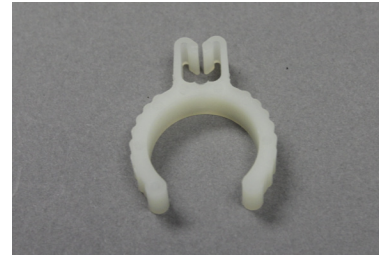
Material: High Impact PE. Colour: B - Black, W - White

Conduit Clip

Quick installation of cables on pipes • Accommodates wires up to 8mm dia.

Part Number	Pipe Dia. mm	A mm	B mm
20-CDC06	18-23	5.5	6.4
20-CDC08	23-30	8	8

Nylon 6/6 UL94V-2

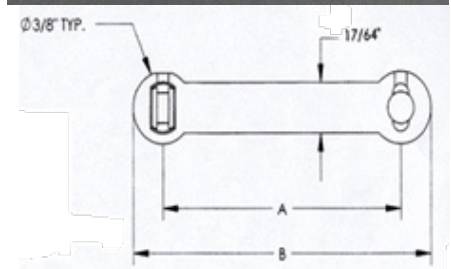

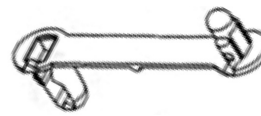


Wire and Tube Retaining Strap

Designed to be pushed into a .250dia hole

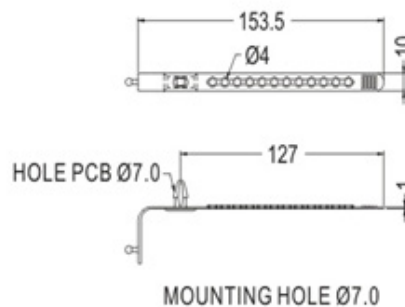
The wire or tube can be placed on the strap, simply push the pin end into the receiver end and the wire tube is secured in place.

Part Number	Bundle Diameter	"A" Reference	"B" Reference
20-WTR14	14.28	59.94	69.47



Adjustable Cable Tie

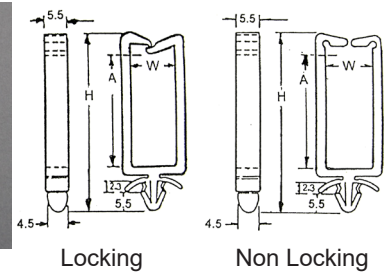

Part Number	Size
20-STCA161B	7mm hole x 127mm



Wire Saddles – Locking & Non Locking

Gather and direct wires at low cost • Provision for lock fastening of bundle • Quickly snaps into 4.8mm hole

Part Number Locking	Part Number Non Locking	A mm	W mm	H mm
18-PWS05	18-PWS05N	5	11.1	21
18-PWS09	18-PWS09N	9	11.1	27
18-PWS18	18-PWS18N	18	11.1	36
18-PWS26	18-PWS26N	26	11.1	44



Wire Saddles - Miniature

Gather and direct wires at low cost • Clip snaps into pre-punched hole

Part Number	Panel Hole	A mm	W mm	H mm
18-PBC04	1.8	3	4.3	5.8
18-PBC06	3.0	3.6	6.3	6.4
18-PBC07	3.0	5.0	6.8	7.6
18-PBC09	3.5	8.5	8.8	11.5

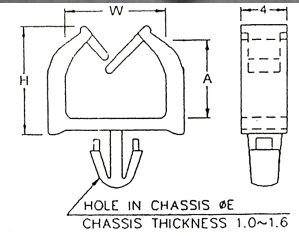
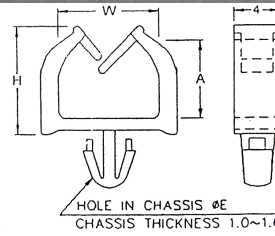
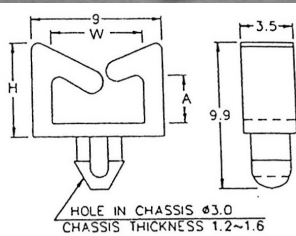
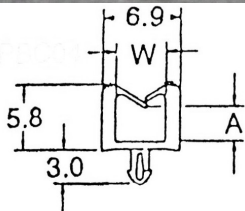






18-PBC04

18-PBC06

18-PBC07

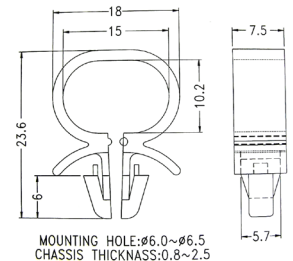
18-PBC09



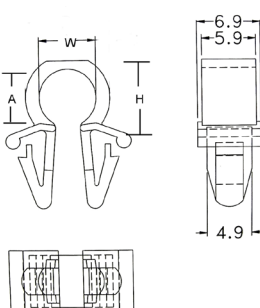
Wire Saddles– Misc.

Part Number	Panel Hole	A mm	W mm	H mm
18-PBC10	6.0	10.2	10.2	14.5
18-PBC15	6.0-6.5	15.0	10.2	15.0
18-PBC21	4.8-5.0	18.5	20.8	25.9

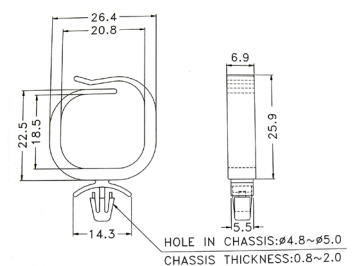
18-PBC15



18-PBC10



18-PBC21




Wire Saddles - Adhesive Mount Types


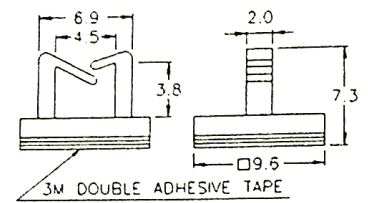
Backed with adhesive foam tape for quick control of wires • Easy release clip for wires • Nylon 6/6

Part Number	Wire Bundle	
	H mm	W mm
18-KWL5/4	3.8	4.5
18-AWC8/3	3.0	8.0
18-AWC3.2	3.2	3.2
14-AWC4.0	4.0	4.0
18-AWC4/8BB*	4.8	4.8
18-KWS10/6	10.2	5.8
18-KWT12/10	10.0	11.6
18-AWC12/8	8.0	12.0
18-AWC12/11	11	12.0

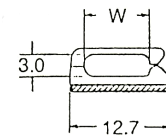
* Black



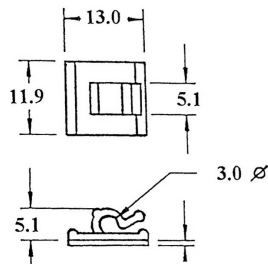
18-KWL5/4




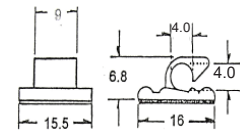
18-AWC8/3




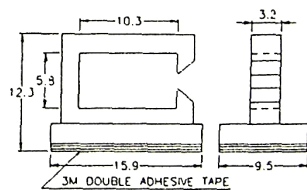
18-AWC3.2




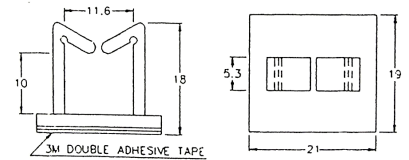
18-AWC4.0




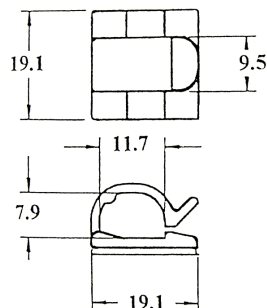
18-KWS10/6



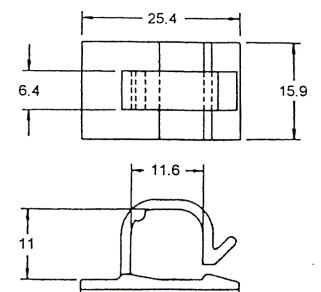
18-KWT12/10



18-AWC12/8



18-AWC12/11


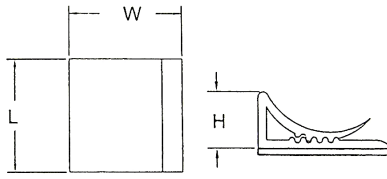


Flat Cable Clips - Adhesive Mount

Serrated grip to prevent slipping • Will retain 2-3 flat cables neatly • Use one each side for wide cables

Part Number	W mm	L mm	H mm
20-PSFC215	15	25	9.5
20-PSFC228	28.0	13.0	6


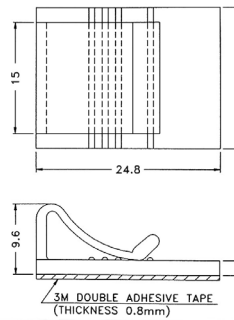
Grey PVC



20-PFC215

Part Number	W mm	L mm	H mm
20-PFCN219	19	24.8	9.6

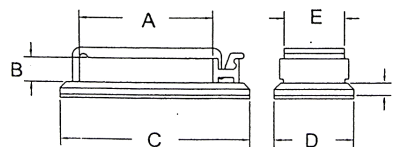


Injection moulded for dimensional stability
Serrated grip to prevent slipping
Easy release of flat cables
Nylon 6/6



20-PFCN219

Part Number	A mm	B mm	C mm	D mm	E mm	F mm
20-PFC215						
20-PFC240	39.5	6.2	53.3	19.2	14.9	2.6
20-PFC250	63.5	6.2	77.5	19.8	14.9	2.8


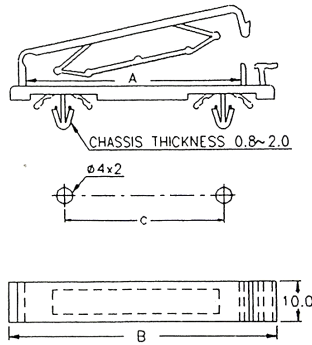
Designed for 40 & 50 way cables
Finger pressure on clip clamps flat cables down securely
Nylon 6/6



Flat Cable Clamp - Clip Mount

Secure mounting in the correct position • Clamping device for range of cable numbers • Nylon 6/6

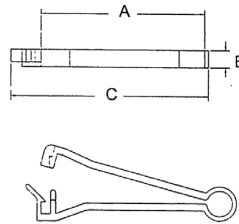
Part Number	Suitable For Cable	A mm	B mm	C mm
20-PCD40	40 way	53.8	66.0	40.0
20-PCD50	50 way	64.6	77.00	49.7



Flat Cable Clamp

Will hold 2-3 flat cables together neatly • Nylon 6/6


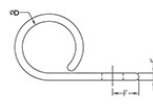
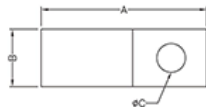
Part Number	Suitable For Cable	A mm	B mm	C mm
20-PCC40	40 way	58.0	6.2	70.2
20-PCC50	50 way	63.5	6.4	76.2



Wire Mount - 12.7mm

Nylon clips are tough and corrosion resistant • Nylon 6/6


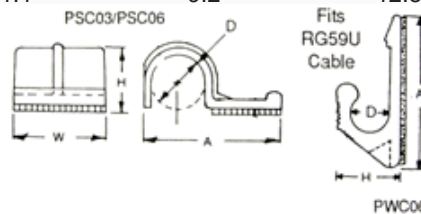
Part Number	A mm	B mm	C mm	D mm	E mm	F mm
20-PCD12.7	29.5	10.2	5.08	12.7	1.8	6.35



Misc Cable Clips – Adhesive mount

Nylon clips are tough and corrosion resistant • Fast convenient way to retain cables • Nylon 6/6

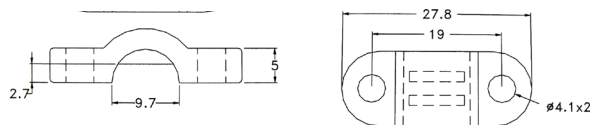
Part Number	D mm	A mm	H mm	W mm
20-PSC03	3.2	19.3	5.5	9.5
20-PSC06	6.3	35.1	8.3	12.7
20-PWC06	6.3	21.1	9.2	12.8



Saddle Clamp

Securely clamps cable for side entry • Material: ABS White UL94V0


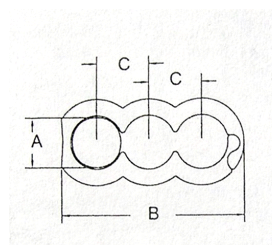
Part Number	Cable Size mm	Screw Size	Dimensions mm
21-CLT095V0	3.5 to 9.5	M4	27.8 x 11.1



Wire Clip

Snaps quickly to wires to hold together • Nylon 6/6 UL94V-2

Part Number	A mm	B mm	C mm
20-RC34	4.1	14.3	4.1




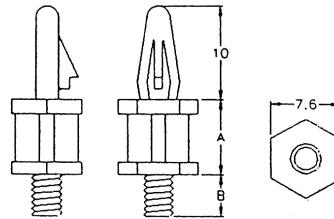
PCB Supports - Screw Mount Type

PFZ Series - Male M4 Thread • Low cost alternative to PBZ series • Fixes into tapped hole or fasten with nut

Quick release locking tab Nylon 6/6

Part Number	Spacing A 1.5mm PCB	Screw Length B
05-PFZ06	6.3	4.8
05-PFZ16	15.9	4.5
05-PBZ22	22.2	-

Mounting Holes
PCB 4.0mm
Panel 4.0mm
(M4 Screw Clear)



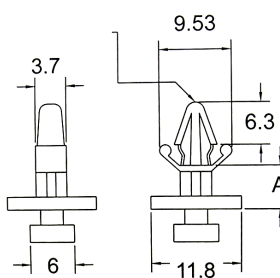
PCB Support - Key-Slot Type

For use with key hole slot and easy removal of PCB • Nylon 6/6

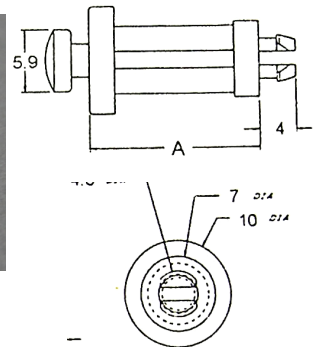
Part Number	Spacing A 1.5mm PCB
05-PTM06	6.4
05-PYP06	6.4
05-PYP10	9.5
05-PYP13	12.7
05-PYP16	15.9



PTM
PCB Hole 4.0mm



PYP
PCB Hole 4.0mm


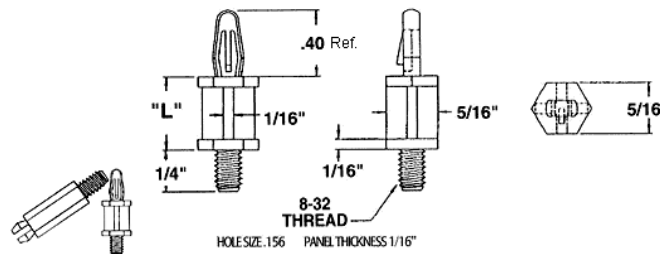


Male PCB Supports Posts - Screw Mount Type

PCZ Series • Fits into tapped hole or fasten with a nut

UNC 8-32 thread size screw length 6.35mm hole size 4mm Nylon 6/6


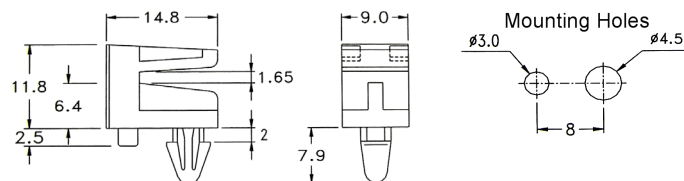
Part Number	Screw Length
05-PCZ06	6.35
05-PCZ10	9.53
05-PCZ13	12.7
05-PCZ16	15.9
05-PCZ19	19
05-PCZ25	25.4



PCB Support - Slide Type

For mounting without using holes in the PCB • Panel clip and spigot for secure and accurate location • Nylon 6/6

Part Number	Spacing A 1.5mm PCB
05-PUA06	6.4

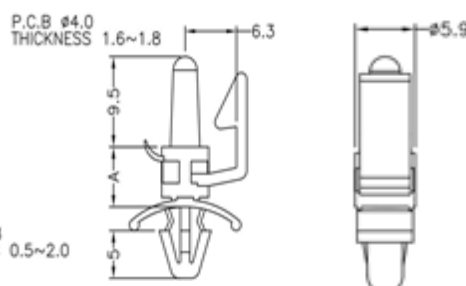


PCB Support - With Support Clip

For mounting without using holes in the PCB • Nylon 6/6

Part Number	Spacing A 1.5mm PCB
05-PBP10L	9.5
05-PBP13L	12.7

Mounting Holes
PCB 4.0mm
Panel 4.8mm



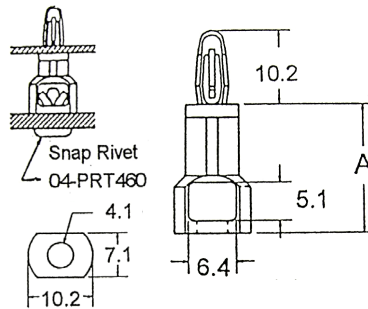
PCB Supports - Rivet Mount Type

To minimise hole size in panel • Neat rivet head for outer panel • Nylon 6/6

Mount with 4mm Rivet e.g. 04-PRT460B

Part Number	Spacing A 1.5mm PCB
05-PTR10	9.5
05-PTR13	12.7
05-PTR16	15.9

Mounting Holes
PCB 4.0mm
Panel 4.0mm

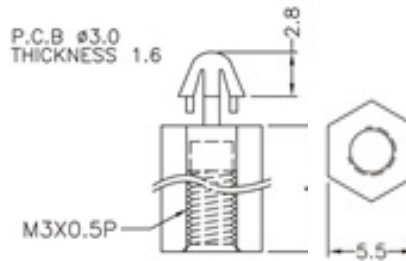


PCB Supports - Screw Mount Types - Female Self Threading

PME Series

Part Number	Spacing A 1.5mm PCB
05-PME05T	5.0

Mounting Holes
PCB 3.0mm



PCB Supports - Screw Mount Types

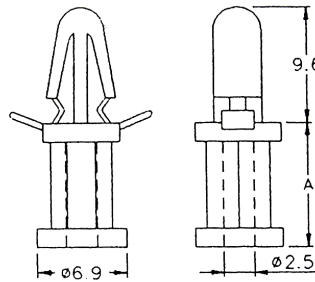
PBU Series - Female Self Threading - M3 Screw

Firm grip locking clip for PCB

Part Number	Spacing A 1.5mm PCB
05-PBU05	5.0
05-PBU07	7.0
05-PBU10	10.0
05-PBU15	15.0
05-PBU20	20.0
05-PBU25	25.0
05-PBU35	30.0

Mounting Holes
PCB 4.0mm
Panel 3.0mm

M3 Screw Clearance



PBX Series - Female Self Threading - #6 Self Tap Screw

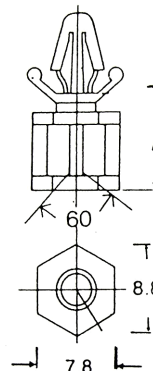
Firm grip locking clip for PCB

Part Number	Spacing A 1.5mm PCB
05-PBX06	6.5
05-PBX10	10.1
05-PBX13	13.2
05-PBX19	19.6
05-PBX28	29.0
05-PBX35	35.5

Mounting Holes
PCB 4.0mm
Panel 3.6mm

Clearance for #6 Self Tapper

Screw Hole Depth
PBX06 4.5mm
PBX10 5.0mm
Others 8.0mm



PCB Supports - Screw Mount Types

PBY Series - Female Self Threading - #6 Self Tap Screw

Quick release locking clip for PCB

Part Number	Spacing A 1.5mm PCB
05-PBY06	6.3
05-PBY10	9.5
05-PBY13	12.7
05-PBY16	15.9
05-PBY19	19.1
05-PBY25	25.4
05-PBY32	31.8
05-PBY28	28.5
05-PBY35	35.8

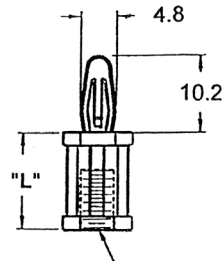
Mounting Holes

PCB 4.0mm
Panel 3.6mm

Clearance for #6 Self Tapper

Screw Hole Depth

PBY06 4.5mm
Others 8.0mm



#6 Self

PBZ Series - Female - UNC 8-32 Thread

Rigid and insulated support for large spacing

Quick release locking tab

Part Number	Spacing A 1.5mm PCB
05-PBZ06	6.3
05-PBZ10	9.5
05-PBZ13	12.7
05-PBZ16	15.9
05-PBZ19	19.1
05-PBZ22	22.2
05-PBZ25	25.4
05-PBZ35	35.7

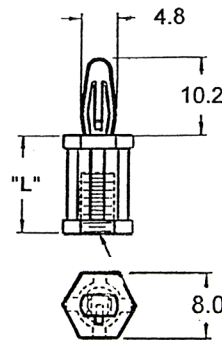
Mounting Holes

PCB 4.0mm
Panel 3.6mm

Clearance for UNC 8-32 Screw
eg. 08-PNS832 -

Screw Hole Depth

PBZ06 5.2mm
Others 8.0mm



8-32

PCB Supports - Standard Double Barb Types

PAC Series

Suitable for miniature PCB's

Part Number	Spacing A 1.5mm PCB
05-PAC06	6.3
05-PAC08	8.0
05-PAC10	10.0
05-PAC12	12.7


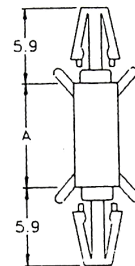
Mounting Holes

Panel & PCB 3.0mm

Panel Thickness

0.8 – 1.8mm

Nylon 6/6



PAF Series

Suitable for miniature PCB's

Part Number	Spacing A 1.5mm PCB
05-PAF03	3.2
05-PAF05	5.0
05-PAF06	6.4
05-PAF07	7.0
05-PAF08	8.0

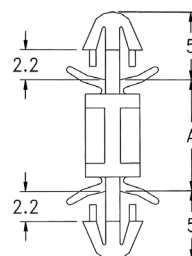
Mounting Holes

Panel & PCB 3.0mm

Panel Thickness

0.8 – 2.0mm

Nylon 6/6



PCB Supports - Standard Double Barb Types

PAD Series


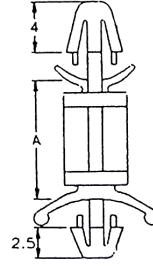
Suitable for small PCB's

Part Number	Spacing A 1.5mm PCB
05-PAD06	6.3
05-PAD08	8.0
05-PAD10	9.6
05-PAD12	12.7

Mounting Holes
Panel & PCB 3.5mm

Panel Thickness
0.8 – 2.0mm

Nylon 6/6



PBA Series


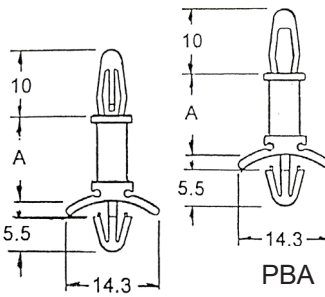
Quick assembly of standard size PCB's
Tension hold option for easy removal of PCB

Part Number PBAxxL	Part Number PBAxxT	Spacing A 1.5mm PCB
05-PBA05L	05-PBA05T	6.3
05-PBA06L	05-PBA06T	7.7
05-PBA10L	05-PBA10T	11.1
05-PBA13L	05-PBA13T	14.7
05-PBA16L	05-PBA16T	17.3
05-PBA19L	05-PBA19T	20.6
05-PBA25L	05-PBA25T	26.0

Mounting Holes
PCB 4.0mm
Panel 4.8mm

Panel Thickness
0.8 – 2.0mm

Nylon 6/6



PBB Series


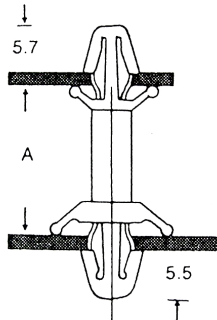
Firm spring grip of PCB

Part Number	Spacing A 1.5mm PCB
05-PBB05	6.3
05-PBB06	7.9
05-PBB10	11.1
05-PBB13	14.2
05-PBB16	17.4
05-PBB19	20.6
05-PBB22	22.2
05-PBB25	26.0
05-PBB28	28.0

Mounting Holes
PCB 4.0mm
Panel 4.8mm

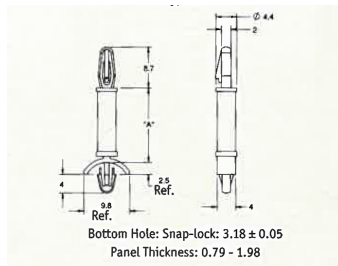
Panel Thickness
0.8 – 2.0mm

Nylon 6/6

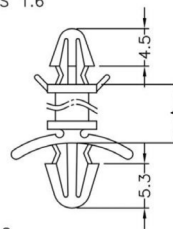


LCBS Series

Part Number	Spacing A
05-LCBS-35	35.0



P.C.B Ø4.0
THICKNESS 1.6



P.C.B Ø4.8
THICKNESS 0.8~2.2

05-LCBS-35



PCB Support – Dual Locking

PAG Series

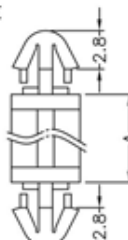
Clips at each end lock into panel thicknesses of 1.2-1.7

Part Number	Spacing A
05-PAG15	15.0

Mounting Holes
3.5mm Both ends

Nylon 6/6

P.C.B Ø3.5
THICKNESS E



P.C.B Ø3.5
THICKNESS F



PCB Posts - Double End Types


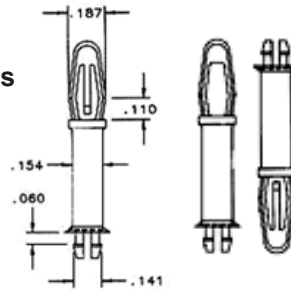
Ideal for small printed circuit boards or mounting on motherboards
Uses same size holes at each end

PML Series

Part Number	Spacing A 1.5mm PCB
05-PML08L	8

PML Mounting Holes
PCB 4mm
Panel 3mm

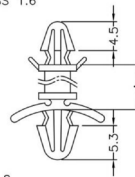
Nylon 6/6



MAF Series

Part Number	Spacing A
05-MAF10	10

P.C.B. #4.0
THICKNESS 1.6



P.C.B. #4.8
THICKNESS 0.8~2.2




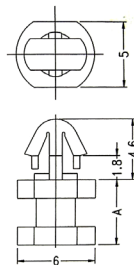
PCB Spacer Support

PDC Series

Part Number	Spacing A
05-PDC030	3.0
05-PDC040	4.0
05-PDC045	4.5
05-PDC050	5.0
05-PDC055	5.5
05-PDC060	6.0

PDC Series Mounting Holes
3.5mm Dia.

Nylon 6/6

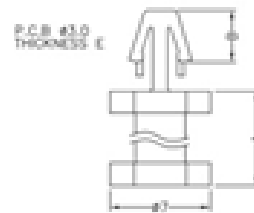


DCB Series

Part Number	Spacing A	B
05-DCB-9D	9.0	4.0

DCB Series Mounting Holes
3.0mm Dia.

Nylon 6/6

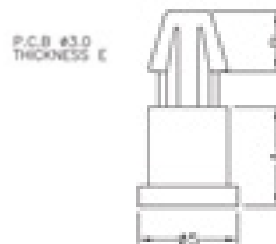


DCC Series

Part Number	Spacing A
05-DCC-3.5	3.5

DCC Series Mounting Holes
3.0mm Dia.

Nylon 6/6


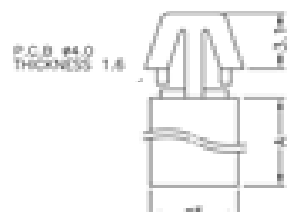


KMC Series

Part Number	Spacing A
05-KMC05	5.0

KMC Series Mounting Holes
4.0mm Dia.

Nylon 6/6


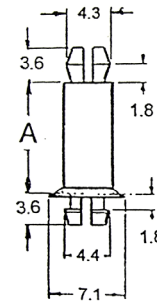


PCB Posts - Double End Types


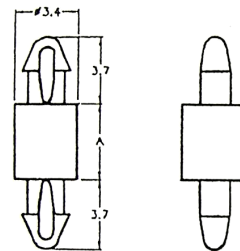
Ideal for small printed circuit boards or mounting on motherboards • Patented design for extra stability

Part Number	Spacing A 1.5mm PCB
05-PMS03	3.2
05-PMS04	4
05-PMS06	6.3
05-PMS08	8.0
05-PMS10	9.5
05-PMS11	11.1
05-PMS12	12
05-PMS13	12.7
05-PMS16	15.9
05-PMS19	19.1
05-PMS25	25.4
05-PMS45	45.7

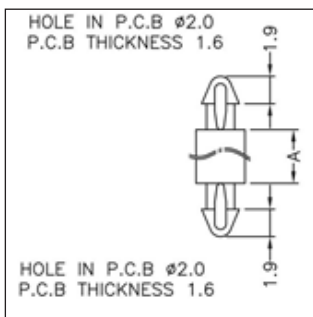
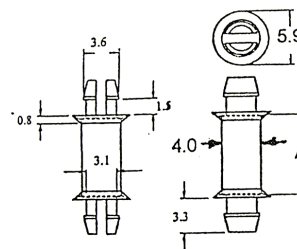

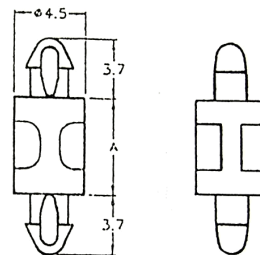
PMS
Mounting Holes
 4.0mm Dia.
 Both ends
 Nylon 6/6



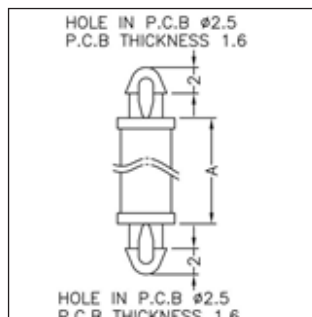
Spacing A 1.5mm PCB	Part Number 2.0mm Dia Mounting Holes Both Ends	Part Number 2.5mm Dia. Mounting Holes Both Ends
3.0	05-PMD03	05-PMG03
4.0	05-PMD04	05-PMG04
5.0	05-PMD05	05-PMG05
6.3	05-PMD06	05-PMG06
6.5	05-PMD6.5	-
8.0	05-PMD08	05-PMG08
10.5	05-PMD10	05-PMG10
10.00	-	05-PMG10A
12.7	-	05-PMG13
14	05-PMD14	-
22	05-PMD22	-




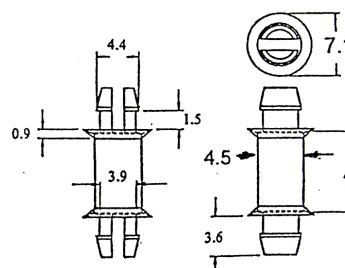
Spacing A 1.5mm PCB	Part Number 3.2mm Dia Mounting Holes Both Ends	Part Number 4.0mm Dia. Mounting Holes Both Ends
3.2	05-PMM03	05-PMP03
6.3	05-PMM06	05-PMP06
8.0	05-PMM08	05-PMP08
9.5	05-PMM10	05-PMP10
11.1	05-PMM11	05-PMP11
12.7	05-PMM13	05-PMP13
15.9	05-PMM16	05-PMP16
19.1	05-PMM19	05-PMP19
22.2	-	05-PMP22
25.4	05-PMM25	05-PMP25



Please note this picture relates to 05-PMD14 only



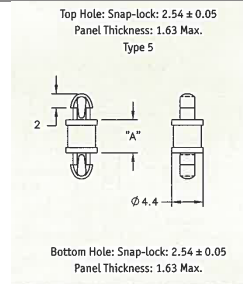
Please note this picture relates to part 05-PMG13 only.



PCB Double End Support

Ideal for small printed circuit boards or mounting on motherboards


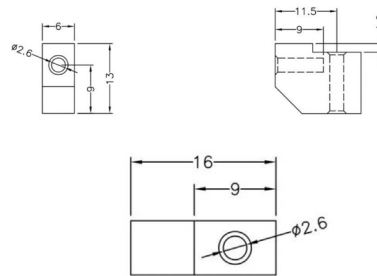
Part Number	Spacing A 9.5mm
05-PMK10	8



PCB Screw Mount Support

To fix PC board and mother board, and form 90 degrees


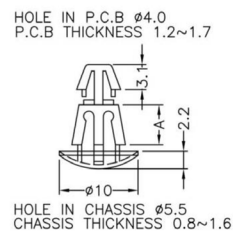
Part Number
05-PMB1



PCB Single Dome Head Support

To fix PC board and mother board, and form 90 degrees

Part Number	Spacing A
05-PSL03	5.5+4.0 Holes 3.5mmL



PCB Support - Single End Dome Head

Smooth Dome Head for outer panel applications

PBR Series

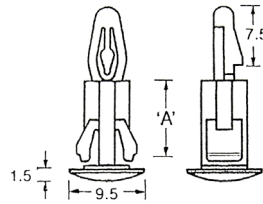
Strong general purpose support.

Part Number	Spacing A 1.5mm PCB
05-PBR06X	6.3
05-PBR10X	9.5
05-PBR13X	12.7

Mounting Holes

PCB 4.0mm
Panel 6.3mm

Nylon 6/6



PCR Series

Firm locking grip for PCB

Part Number	Spacing A 1.5mm PCB
05-PCR06	6.5
05-PCR10	10.0
05-PCR10L	9.8
05-PCR12	12.0
05-PCR14	14.0

Mounting Holes

PCB 4.0mm
Panel 5.5mm

Nylon 6/6

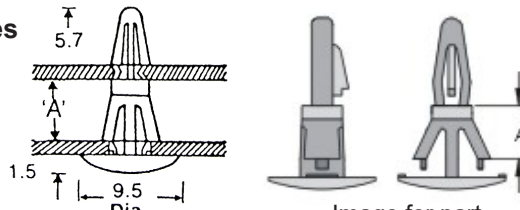


Image for part 05-PCR10L only



PCY Series - Low Profile

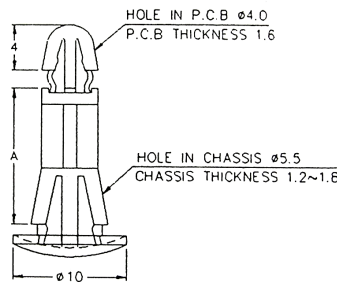
Minimizes height above PCB
Extra stability with thin panels

Part Number	Spacing A 1.5mm PCB
05-PCY06	6.0
05-PCY08	8.0
05-PCY10	10.0
05-PCY12	12.0
05-PCY14	14.0

Mounting Holes

PCB 4.0mm
Panel 5.5mm

Nylon 6/6



PSR Series

Ideal for small PCB
Easy release barb for PCB

Part Number	Spacing A 1.5mm PCB
05-PSR06X	6.3
05-PSR09X	9.5
05-PSR12	12.7
05-PSR15	15.9
05-PSR13K	12.7
05-PSR15K	15.9

Mounting Holes

PCB 3.2mm

X version has hollow dome for extra stability on thin panels.

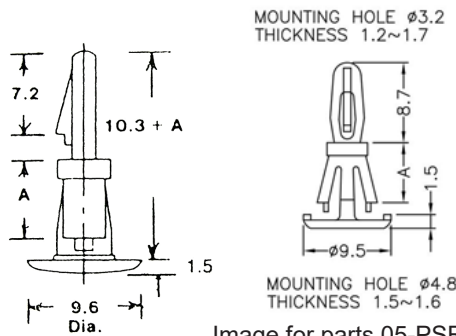


Image for parts 05-PSR13K and 05-PSR15K only



PSY Series - Low Profile

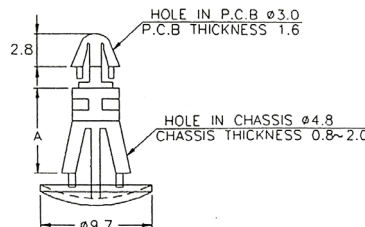
Ideal for small PCB
Extra stability on thin panels

Part Number	Spacing A 1.5mm PCB
05-PSY05	5.0
05-PSY06	6.3
05-PSY08	8.0
05-PSY10	10.0
05-PSY13	12.7

Mounting Holes

PCB 3.2mm

Nylon 6/6



PBR Series

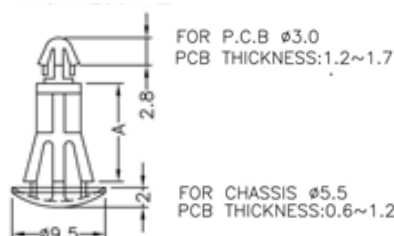
Strong general purpose support.

Part Number	Spacing A 1.5mm PCB
05-PGY16	15.9

Mounting Holes

PCB 4.0mm
Panel 5.5mm

Nylon 6/6


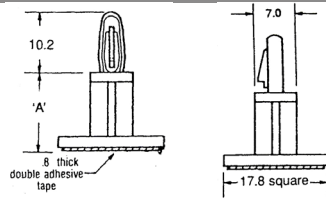


PCB Support – Adhesive Mount

No panel holes required


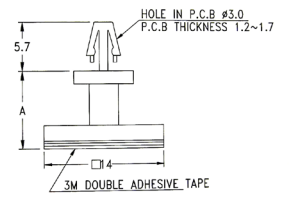
PSB Series

PCB Hole 4.0mm



PSA Series

PCB Hole 3.0mm



Part Number	Spacing A
05-PSB06	6.3
05-PSB10	9.5
05-PSB13	12.7
05-PSB16	15.9
05-PSB19	19.1
05-PSB25	25.4


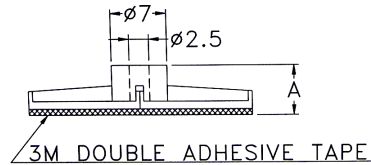
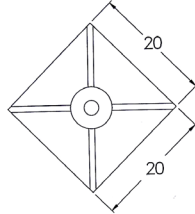
Part Number	Spacing A
05-PSA06	6.3
05-PSA09	9.0
05-PSA13	12.7

PCB Screw Support – Adhesive Mount

Low profile mount with #4 self tap screw • Nylon 6/6

PASR Series

Part Number	Spacing A
05-PASR06	6.4
05-PASR11	11.0



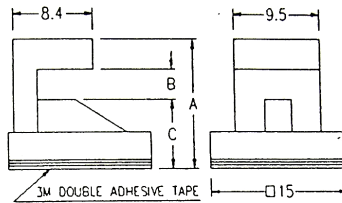


PCB Edge Support – Adhesive Mount

For mounting PCB without holes in PCB or panel • Solve awkward mounting problems • Nylon 6/6

PUB Series

Part Number	A	B	C
05-PUB06	11.3	2.6	6.0
05-PUB08	12.8	2.4	7.9



Blind Hole Mount

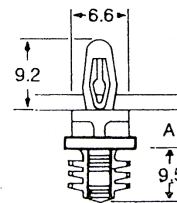
Flexible Ribs lock into blind hole (e.g. wood panels)

Nylon 6/6

Quick release locking clip

Part Number	Spacing A	Mounting Holes
05-PTB05	5.2	PCB 4.0mm Panel 8.0mm
05-PTB09	9.5	

Mounting Holes
PCB 4.0mm
Panel 8.0mm



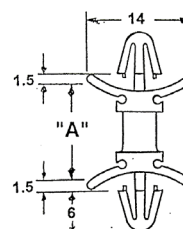
Dual Locking - 4.8mm Holes

Clips at each end lock into panel thicknesses of 0.5-2.0mm

PBM Series

Part Number	Spacing A	Mounting Holes
05-PBM06	6.3	4.8mm Both ends
05-PBM10	9.5	
05-PBM13	12.7	
05-PBM16	15.9	
05-PBM08	7.7	
05-PBM32	31.8	

Mounting Holes
4.8mm
Both ends



Hi-Q Assorted Kit - Nylon PCB Supports

Part Number:05-AKPCB03



42 Different Sizes / Types
Total of 504 pieces

Hi-Q Nylon PCB Supports Provide:

Electrical Insulation - Vibration & Corrosion Resistance - Non-magnetic Low Thermal
Conductivity - High Strength to Weight Ratio - Toughness & Durability - Labour Saving
Speed of Assembly

Part No. 05-AKPCB03

Part Number	Description	Qty	Part Number	Description	Qty
05-PSY05	PCB Support Nyl Dome End 5mm	12	05-PMP03	PCB Posy Nyl 4mm hole 3.2mmL	12
05-PSY08	PCB Support Nyl Dome End 8mm	12	05-PMP06	PCB Post Nyl 4mmH 6.3mmL	12
05-PBR06X	PCB Support Nyl Dome End 6.3mm	12	05-PMP08	PCB Post Nyl 4mmH 8mmL	12
05-PBR10X	PCB Support Nylon Dome 9.5mm	12	05-PMP10	PCB Post Nyl 4mmH 9.5mmL	12
05-PBR13X	PCB Support Nyl Dome 12.7mm	12	05-PMP13	PCB Post Nyl 4mm H 12.7mmL	12
05-PBA05L	PCB Support Nyl 6.3mm Lck/Lck	12	05-PMP16	PCB Post Nyl 4mmH 15.9mmL	12
05-PBA06L	PCB Support Nyl 7.9mm Lck/Lck	12	05-PMP19	PCB Posy Nyl 4mmH 19.1mmL	12
05-PBA10L	PCB Support 11.1mm Lck/Lck	12	05-PMP25	PCB Post Nyl 4mmH 25.4mmL	12
05-PBA13L	PCB Support Nyl 14.2mm Lck/Lck	12	05-PAC06	PCB Support Nyl 3mm Hole 6.3mmL	12
05-PMD04	PCB Support 2mmH 4mmL	12	05-PAC08	PCB Support Nyl 3mmH 8mmL	12
05-PMD05	PCB Support Nyl 2mmH 5mmL	12	05-PAC10	PCB Support 3mmH 10mmL	12
05-PMD06	PCB Support 2mmH 6mmL	12	05-PAC12	PCB Support 3mmH 12.7mmL	12
05-PMD08	PCB Post Nyl 2mmH 8mmL	12	05-PBU05	PCB Support Nyl M3 Thread 5mmL	12
05-PMM03	PCB Post Nyl 3.2mmH 3.2mmL	12	05-PBU10	PCB Support Nyl M3 Thread 10mmL	12
05-PMM06	PCB Post Nyl 3.2mmH 6.3mmL	12	05-PBY06	PCB Support Nyl Screw Mnt 6.4mm	12
05-PMM08	PCB Post Nyl 3.2mmH 8mmL	12	05-PBY10	PCB Support Nyl Screw Mnt 9.5mm	12
05-PMM10	PCB Post Nyl 3.2mmH 9.5mmL	12	05-PBY13	PCB Support Nyl Screw Mnt 12.7mm	12
05-PMM13	PCB Post Nyl 3.2mmH 12.7mmL	12	05-PMG04	PCB Support Nyl 2.5mmH 4mmL	12
05-PMM16	PCB Post Nyl 3.2mmH 15.9mmL	12	05-PMG05	PCB Post Nyl 2.5mmH 5mmL	12
05-PMM19	PCB Post Nyl 3.2mmH 19.1mmL	12	05-PMG06	PCB Post Nyl 2.5mmH 6mmL	12
05-PMM25	PCB Post Nyl 3.2mmH 25.4mmL	12	05-PMG08	PCB Post Nyl 2.5mmH 8mmL	12

Hi-Q Assorted Kit - PCB Supports Adhesive Mount

Part Number:05-AKPCB03



11 Different Sizes / Types
Total of 176

Hi-Q Nylon PCB Supports Provide:

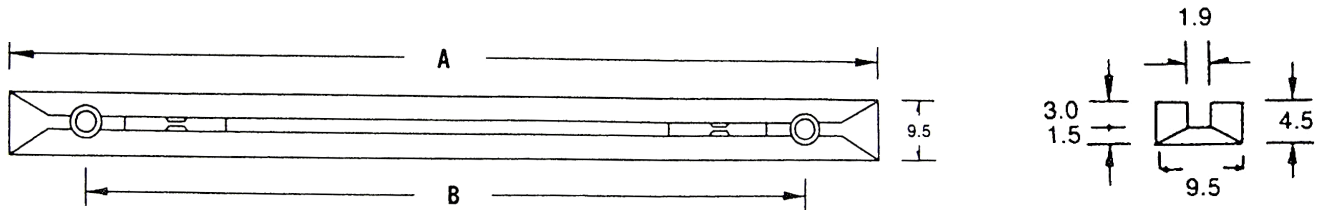
Electrical Insulation - Vibration & Corrosion Resistance - Non-magnetic Low Thermal
Conductivity - High Strength to Weight Ratio - Toughness & Durability - Labour Saving
Speed of Assembly

Part No. 05-AKPCB03

Part Number	Description	Qty	Part Number	Description	Qty
05-PSA06	PCB Support Nyl Adhes Mnt 6.3mm	16	05-PSA09	PCB Support Nyl Adhes Mnt 9mm	16
05-PSA13	PCB Support Nyl Adhes Mnt 12.7mm	16	05-PSB06	PCB Support Nyl Adhes Mnt 6.4mm	16
05-PSB10	PCB Support Nyl Adhes Mnt 9.5mm	16	05-PSB13	PCB Support Nyl Adhes Mnt 13mm	16
05-PSB16	PCB Support Nyl Adhes Mnt 16mm	16	05-PSB19	PCB Support Nyl Adhes Mnt 19mm	16
05-PSB25	PCB Support Nyl Adhes Mnt 25mm	16	05-PUB06	PCB Edge Support Nyl Adh Mnt 6mm	16
05-PUB08	PCB Edge Supp Nyl Mnt 7.9mm	16			

PCB Track - Std. Horizontal Mount

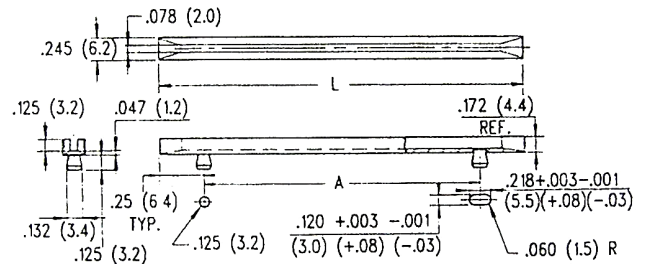
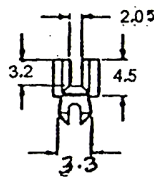
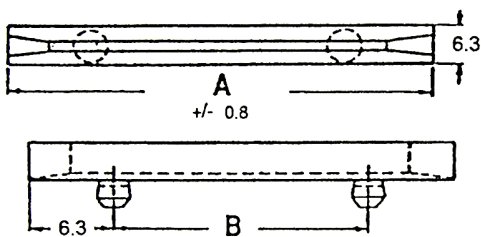
Nodes exert spring action to retain 1.5mm PCB • Slotted base permits circulation of air • Material: Nylon 6/6



Part Number	A mm	B mm	Mounting
07-PBT90A	89	77.5	2x Integral Nylon spigots - 3mm holes
07-PBT90	89	64.5	2x M3/6mm Flat head screws
07-PBT120	119	94.5	2x M3/6mm Flat head screws
07-PBT140	140	115.5	2x M3/6mm Flat head screws

PCB Tracks - Miniature Horizontal Mount

Narrow profile permits close spacing • Easily snap into pre-punched holes
Anti-Static type has a stainless steel insert ground plane to make circuit contact



Std Nylon Snap-in PCB Track

Moulded in tough high dielectric nylon 6/6

Part Number	Length A mm	Hole centres B
07-CGS64	63.5	50.8
07-CGS76	76.2	63.5
07-CGS89	88.9	76.2
07-CGS102	101.6	88.9
07-CGS152	152.4	139.7

Anti Static Snap-in PCB Track

Static Decay meets NFPA and Mil-B-81705B

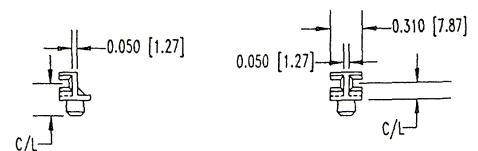
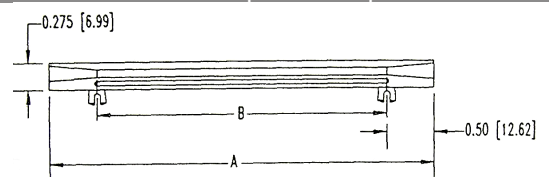
Part Number	Length A mm	Hole centres B
07-BS-250	63.5	51.6
07-BS-300	76.2	64.5
07-BS-350	88.9	77.3
07-BS-400	101.6	90.2
07-BS-600	152.4	141.8

The CGS ,BS & BHCG Series are designed to fit a 3.2 +0.06 -0.02mm front diameter hole and a 3.0 +0.18 -0.08mm x 5.5mm slot rear hole.

PCB SideTrack Horizontal Mount

Centre line height of 4.2mm • Mount on side panel to save space • Both ends have tapered ramp entries

Part Number Single Sided	Part Number Double Sided	Length A + 0.4	Hole Centres B + 0.4
07-BHCG-251-165	07-BHCG-252-165	63.5	38.1
07- BHCG-301-165	07- BHCG-302-165	76.2	50.8
07- BHCG-351-165	07- BHCG-352-165	88.9	63.5
07- BHCG-401-165	07- BHCG-402-165	101.6	76.2
07- BHCG-601-165	07- BHCG-602-165	152.4	127.0



Slotting of 2nd hole is recommended to allow for length variations.
Hole Size : 4.4mm dia. + 0.08 - 0.03 Panel thickness 1.2 to 2.3mm

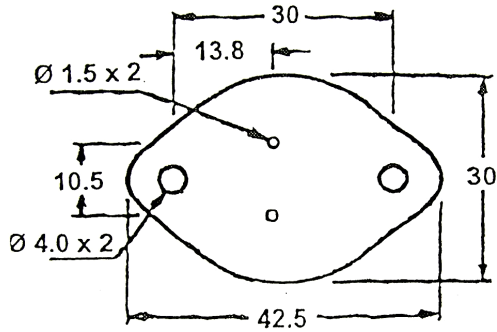
Power Transistor Insulator Pads

Low Thermal Resistance/High Breakdown Voltage
Also available in roll or sheet form.

• Avoid the problems of Mica & Grease • Speed up Assembly

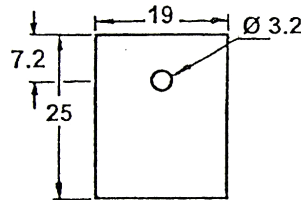
Configurations:

TO-3



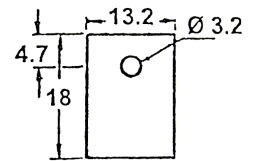
Part No.
03-KTO-3A

TO-3P



Part No.
03-KTO-3PA

TO-220



Part No.
03-KTO-220A.25

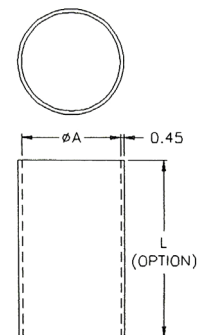

Physical Properties of Material:

	Test Method	Unit	Typical Value Material A	Typical Value Material A.25
Colour			Grey	Grey
Thickness	ASTM D751	mm	0.3 ± 0.03	0.25 ± 0.03
Tensile Strength	ASTM D751	Kg/cm ²	160	160
Elongation	ASTM D751	%	3	3
Hardness, Shore A	ASTM D2240	-	80° ± 3°	80° ± 3°
Volume Resistivity	ASTM D257	ohm/cm	1x10 ¹⁵	1x10 ¹⁵
Dielectric Strength				
1/4" Electrodes	ASTM D149	volts	6000	4000
Temperature Range	-	°C	-50° to 120°C	-50° to 120°C
Flammability Class	UL-94	-	94V-0	94V-0
Coefficient Thermal Conduction	-	1Cal/cm, Sec,°C	1 x 10 ⁻³	4.6 x 10 ⁻³
Thermal Resistance	-	°C / Watt	0.3	0.2

Silicone Insulator Tubing

For quick assembly of TO-220 transistors use with Spring Clamp Mount 20-KTO-220CLIP

Part Number	A mm
28-KST30GTR08	8.0
28-KST30GTR10	10.0
28-KST30GTR12	12.0
28-KST30GTR14	14.0
28-KST30GTR16	16.0



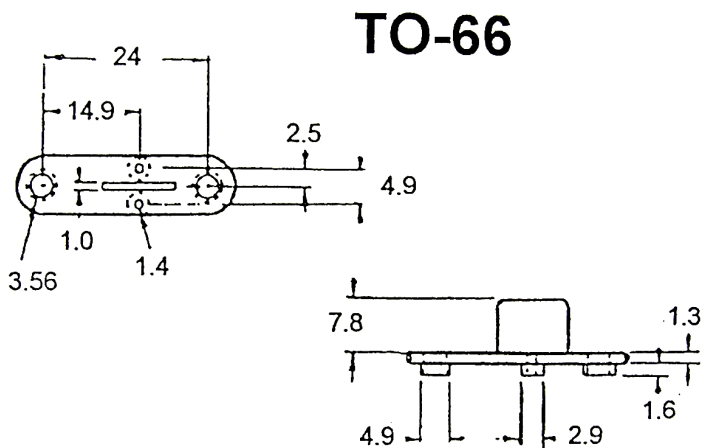
Standard Lengths L = 1 metre

Power Transistor Insulator Mounts

Simplify power transistor mountings and insulation • Replace up to six pieces of conventional insulation
Improve thermal efficiency by increasing the heatsink interface surface with minimized clearance holes.

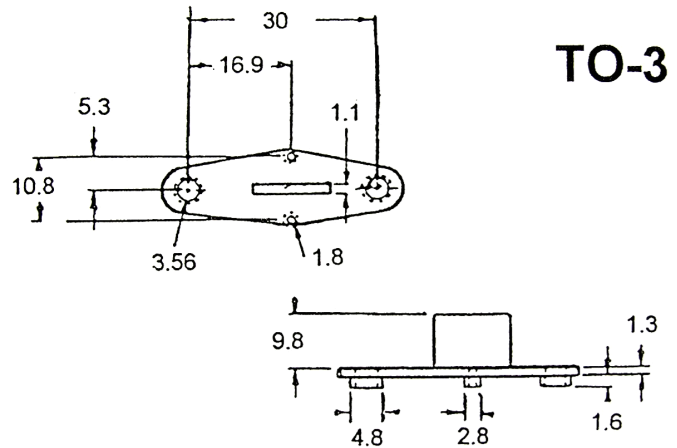
Built-in barrier not only eliminates the need for sleeving of base and emitter connections but serves as an assembly aid during installation.

Moulded in glass reinforced polyester



TO-66

Part No. 03-TM066HDB

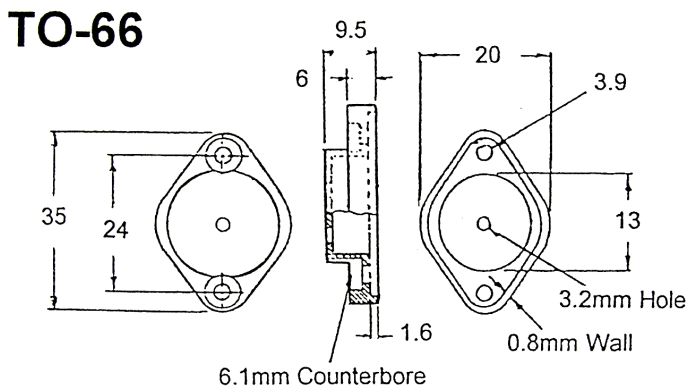


TO-3

Part No. 03-TM003HDB

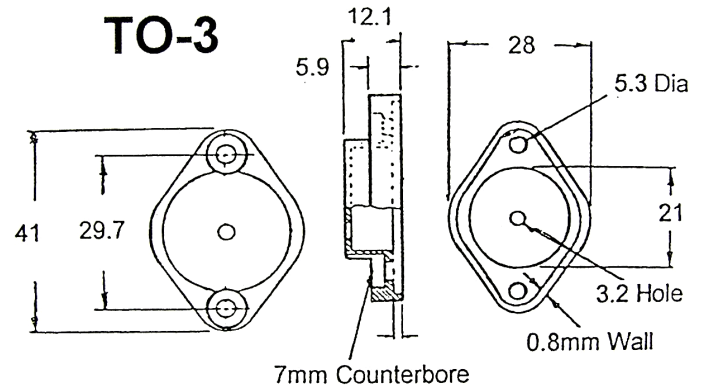
Power Transistor Covers

Eliminate chance of short circuit and electric shock • Hole in cover for test probe • Moulded in Nylon 6/6



TO-66

Part No. 03-TC066H01



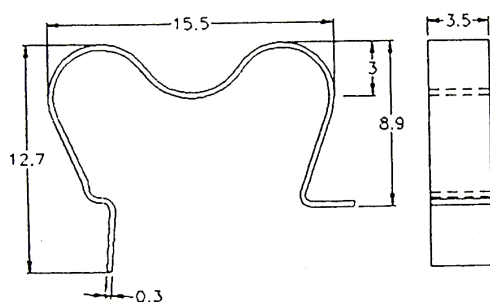
TO-3

Part No. 03-TC003H01

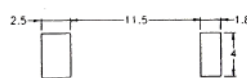
Transistor Spring Clamp Mount

Speed up TO-220 power transistor assembly

Use in conjunction with silicon insulation tubing or Pads (Page 9).



Part No. 03-KTO220CLIP



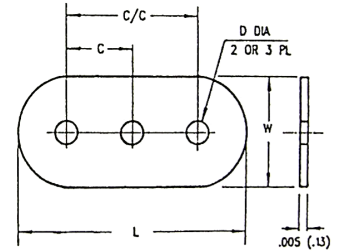
Mounting Holes

Part Number	A mm	B mm	C mm
03-CHS1045	4.5	3.8	1.0
03-CHS1090	9.0	3.8	1.0
03-CHS1630	3.0	4.5	1.0
03-CHS1645	4.5	4.5	1.0
03-CHS1690	9.0	4.5	1.0
03-CHS0969	6.9	2.9	0.5

Crystal Insulating Washers

PCB short circuit protection • High dielectric strength • Material: Mylar EL21 Rated UL 94V-2

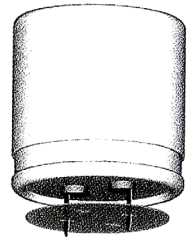
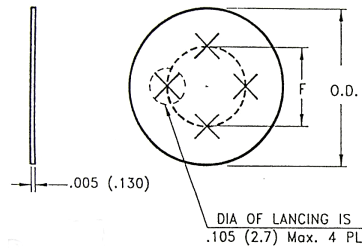
Part Number	Crystal Type	C/C	L	D	W
03-BCI-148028	HC-80/U	3.8	8.3	0.71	3.7
03-BCI-192028	HC18/U,HC-43/U,HC-49/U	4.9	11.8	0.71	5.6
03-BCI-192050	HC25/U,HC-42/U,HC50/U	4.9	11.8	1.3	5.6



Electrolytic Insulators

Material: Mylar EL21 Rated UL 94V-2


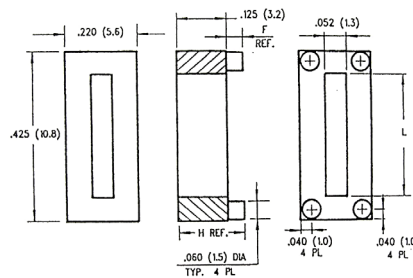
Part Number	O.D.	F
03-BECI-1	18.0	10.0
03-BECI-2	21.0	10.0



Power Transistor Mounts

Use for T202 and TO220 • Insulates and protects from excess heat • Material: Nylon Black Rated UL 94V-2


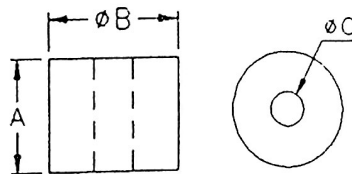
Part Number	H mm	F mm	L mm
03-BT-423125	3.2	0	6.5
03-BT-423150	3.8	0.64	6.5
03-BT-423175	4.4	1.3	6.5
03-BT-423200	5.1	1.9	6.5



Ceramic Resistor Mounts

Mounts for Resistors, Transistors, Diodes, SIL & DIL's also available


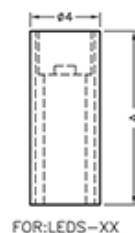
Part Number	A mm	B mm	C mm
03-CHS1045	4.5	3.8	1.0
03-CHS1090	9.0	3.8	1.0
03-CHS1630	3.0	4.5	1.6
03-CHS1645	4.5	4.5	1.6
03-CHS1690	9.0	4.5	1.6
03-CHS0969	6.9	2.9	0.9



LED Spacer Support

Sits between a PCB and LED • Material: Natural Nylon 6/6 UL • Available also in black

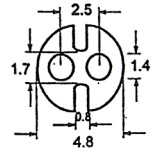
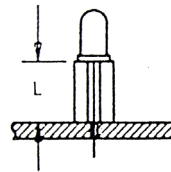

Part Number	ID mm	Length mm
01-LEDS-2.5	3	2.5
01-LEDS-3	3	3
01-LEDS-5	3	5
01-LEDS-18	3	18



General Purpose Moulded Nylon Mounts

Universal for 3mm and 5mm LED's • Material: Natural Nylon 6/6 UL94V-2 • Available also in black

Part Number	Length mm
01-LDN206	6.4
01-LDN209	9.5
01-LDN213	12.7



Self-Retaining Extruded PVC Mounts

Material: BELM Series Black PVC Alloy UL94V-0 • Operating temperature -40 to +85°C

Self-retaining feature for auto insertion and pre assembly.

Available in stock metric sizes from 1mm to 32mm

Precise lengths in increments of 0.005" (0.127mm) also available



5mm LED
2 Lead

Part No:
51-BELM1-xx
(xx=Length)
1mm increments



3mm LED
2 Lead

Part No:
51-BELM2-xx
(xx=Length)
1mm increments





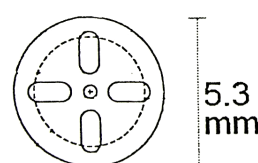

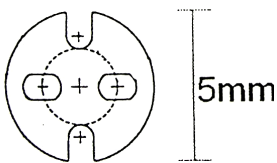
5mm LED
3 Lead

Part No:
51-BELM3-xx
(xx=Length)
1mm increments



3mm LED
2 Lead

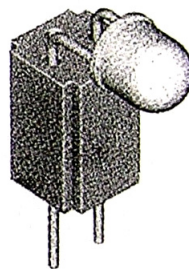
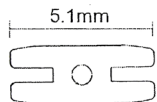
Part No:
51-BELM5-xx
(xx=Length)
1mm increments



Rectangular LED

2x4 or 2x5mm
2 or 3 Lead

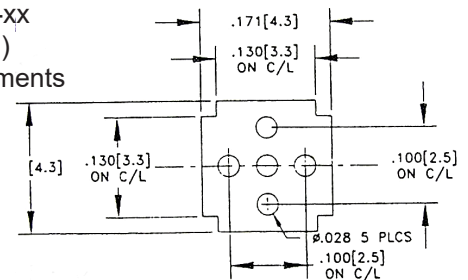
Part No:
51-BERM1-xx
(xx=Length)
1mm increment



Vertical/Right Angle

3 or 5mm
2 or 3 Lead

Part No:
51-BERB1-xx
(xx=Length)
1mm increments



Self-Retaining High Temperature Moulded Mounts

Material Black 33% GF Polyphthalamide (PPA) UL94V-0 (260°C Max.) • Suitable for IR reflow soldering applications

Self-retaining for auto insertion and pre assembly

54 lengths from 0.120" (3.1mm) to 0.900" (22.9mm)

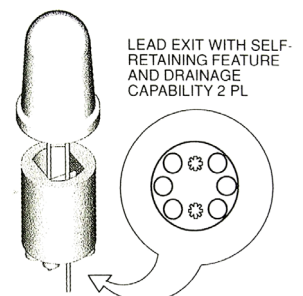
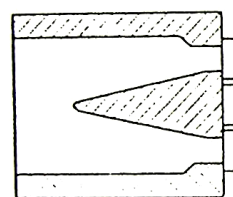
Universal for 3mm & 5mm LED's

Part No. 51-BLTM-xxx

xxx = length in inches

e.g. 51-BLTM-170

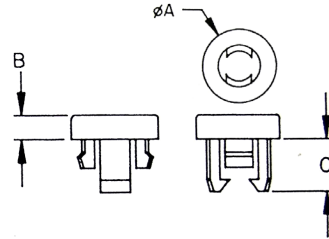
0.170" (4.3mm) long



LED Panel Clip


One piece part for quick assembly • For use with standard 5mm LED's • Material: Nylon 6/6 Black

Part Number	Hole Size mm	Max. Panel Thick. T	A mm	B mm	C mm
35-LEDH01	6.1 - 6.3	1.8	8.1	0.6	6.4
35-LEDH02	7.1 - 7.3	1.2	9.1	2.5	5.6
35-LED5-2	6.4	3.0	7.9	0.5	6.2




3 mm Holders for 90° Mounting


Some preferred stock types shown, other options available.




35-LEK310



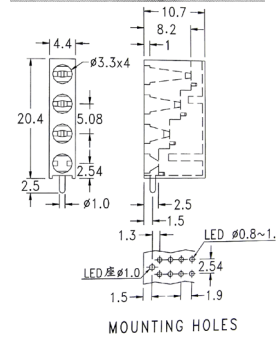
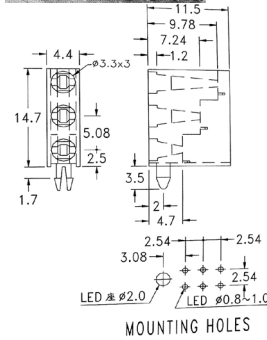
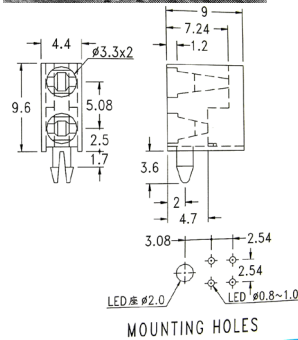
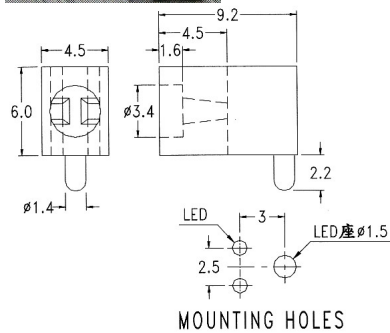
35-LEK320



35-LEK330

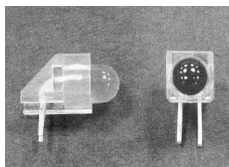


35-LEK340




5mm & Misc. Holders for 90° Mounting


Some preferred stock types shown, other options available.



**5mm
35-LED505**



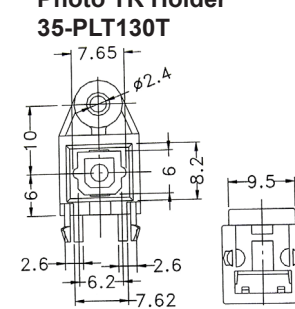
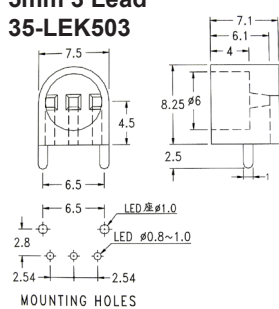
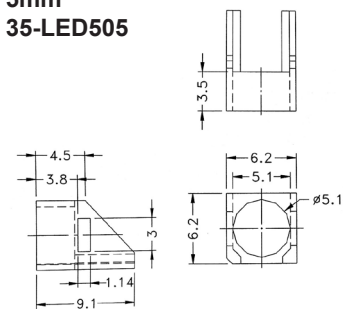
**5mm 3 Lead
35-LEK503**



**Photo TR Holder
35-PLT130T**



**Rectangular
35-LEK518**



Light Pipes

For SMD applications - ESD protection • Refer to Page 68 for other light pipes.



**Vertical
VLP Series**

Elevations
3.8 to 19mm




**Horizontal
BSLP1**

Round Face



**Horizontal
BSLP2**

Rectangular
Face



**Horizontal
BSLP3 Series**


Variable
Centreline

LED Light Pipes

Rectangular Panel Mount

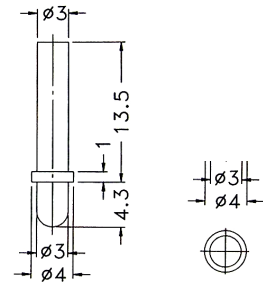
Neat indicator light solution.

35-LEM3



3mm Extension

35-LEM5

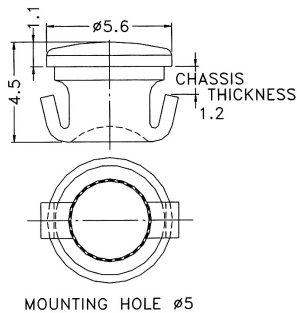



Part Number	A
35-LEM31.8	1.8
35-LEM32.2	2.2

5mm Panel Mount

Snaps into 5mm hole.

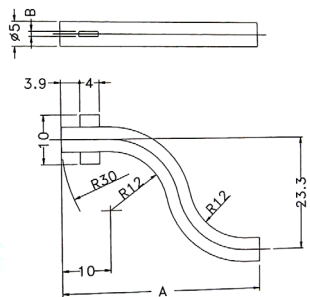
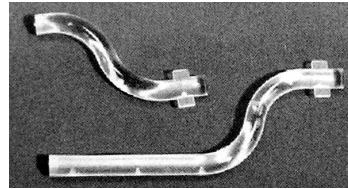
35-LEM7



Light Pipes

35-LPG Series

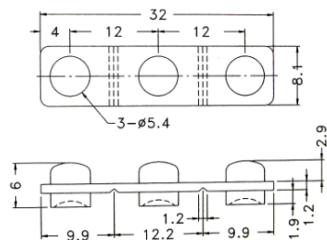
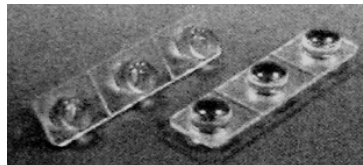
35-LPG42 A = 41.5 B = 1.3 mm
35-LPG77 A = 76.5 B = 1.2 mm



5mm Panel Mount - 3 way

Snap to make 1 way & 2 way.

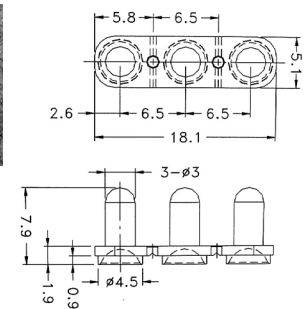

35-LEM4



3mm Panel Mount - 3 way

Snap to make 1 way & 2 way.

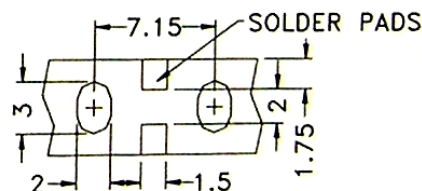
35-LEM11



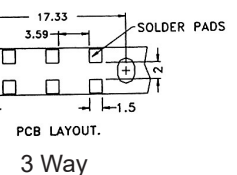
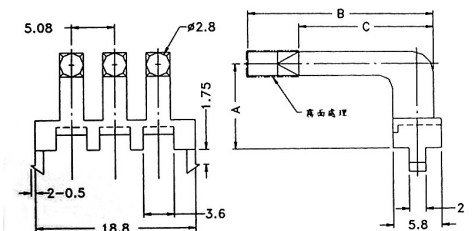
Right Angle SMT Light Pipe - 35-LPE1 Series

Multiple centreline heights & multi-levels • Available also as 2, 3 and 4 way • Material : Polycarbonate

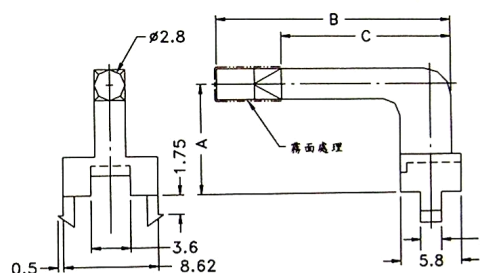

Part Number	A	B	C
35-LPE10516	5.0	16.0	10.0
35-LPE10519	5.0	19.0	13.0
35-LPE10522	5.0	22.0	16.0
35-LPE11016	10.0	16.0	10.0
35-LPE11019	10.0	19.0	13.0
35-LPE11022	10.0	22.0	16.0
35-LPE11516	15.0	16.0	10.0
35-LPE11519	15.0	19.0	13.0
35-LPE11522	15.0	22.0	16.0



PCB LAYOUT.



3 Way



Assorted Kits


Prototypes - Product Design - Maintenance

Nylon Fasteners are tough, provide electrical insulation, vibration & corrosion resistance.
All components are from our stock range.
Packaged in durable & reusable plastic boxes.


Spacers - Clearance

Part Number: 01-AKSPC02


Total of 560 pieces in 32 different sizes and types




8 sizes 2BV Series
M2.5 Clearance




10 sizes 3BV Series
M3 Clearance



6 sizes 4NE Series
M4 Clearance



4 sizes 5NE Series
M5 Clearance





4 sizes 6NE Series
M6 Clearance


Spacers - Metric Threaded

Part Number: 02-AKSPT05


Total of 668 pieces in 14 sizes plus 500 screws and nuts



7 sizes MFF Series



400 M3 Nylon Screws & 100 M3 Nuts




7 sizes SMF Series


Washers - Flat and Insulating

Part Number: 03-AKWAM02

Total of 510 pieces in 32 sizes and types




8 sizes, Flat



4 sizes, Retaining



8 sizes, Insulating



5 sizes, Finishing



5 sizes, Cup




2 sizes, Screw cap

Rivets and Miscellaneous Clips

Part Number: 04-AKRIV02

Total of 600 pieces in 30 sizes and types



1 size, Arrow



1 size, Drive



1 size, Push-in



**12 sizes
Keyhole Clips**



**15 sizes
Snap Rivets**

Screws and Nuts

Part Number 08-AKSCN02

Total of 240 Metric Pan Slot Head Screws in 7 sizes M2, M2.5, M3, M4, M5, M6 & M8 with 10 of each 24 lengths, plus total of 40 countersink slot screws in M3 size and 10 of each 4 lengths, plus 280 hex nuts to match.



Metric M2, M2.5, M3, M4, M5, M6 & M8

Assorted Kits


Prototypes - Product Design - Maintenance

Nylon Fasteners are tough, provide electrical insulation, vibration & corrosion resistance. All components are from our stock range. Packaged in durable & reusable plastic boxes.

PCB Supports - Miscellaneous

Part Number: 05-AKPCB03

Total of 504 pieces in 42 sizes/types




PMD, 4 sizes **PMG,** 4 sizes **PMM,** 8 sizes **PMP,** 8 sizes **PSY,** 2 sizes **PBR,** 3 sizes **PBU,** 2 sizes **PBY,** 3 sizes **PAC,** 4 sizes **PBA,** 4 sizes

PCB Supports - Adhesive

Part Number: 05-AKPCB04

Total of 176 pieces in 11 sizes/types



2 sizes PUB Series
Edge PCB Support

3 sizes PSA Series
PCB Hole 3.0 mm

6 sizes PSB Series,
PCB Hole 4.0mm

Cable Clips - 'P' Type

Part Number: 20-AKCLP02

Total of 187 pieces in 16 sizes

PTC Miniature 1/8", 3/16", 1/4", 3/8", 3.2mm, 4.8mm, 6.4mm & 9.5mm

PUC Standard 1/8", 3/16", 1/4", 5/16", 3/8", 1/2", 3.2mm, 4.8mm, 6.4mm, 8.0mm, 9.5mm & 12.7mm

PUC Heavy Duty 3/8", 1/2", 5/8", 3/4", 1" & 1-1/4", 9.5mm, 12.7mm, 15.9mm, 19.1mm, 25.4mm & 32mm



Insulating Bushes and Grommets

Part Number: 22-AKINB01

Total of 254 pieces in 24 different sizes/types



6 sizes
Rubber Grommets

3 sizes, Nylon
Miniature Bush

5 sizes, Nylon
Standard Bush


3 sizes, Nylon
Adjustable Bush

7 sizes, Polythene
Grommets

Hole Plugs and 'T' Plugs/Caps

Part Number: 22-AKHLP02

Total of 240 pieces in 27 sizes/types



9 sizes
Locking Hole Plugs

8 sizes, T Plugs/Caps

10 sizes, Non Lock Hole Plugs

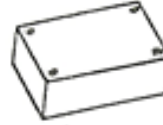
Plastic Boxes - PB Series

Low cost general purpose • Colour: Black

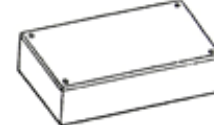
Part Number	Length *L	Width *W	Height *H	Material
26-PB004	50	35	21	Styrene
26-PB005	50	35	27	Styrene
26-PB013	84	54	30	Styrene
26-PB122	122	72	48	Styrene



PB004
PB005



PB013



PB122




* External Dimensions

Plastic Boxes - SR Type

General purpose splash proof box with provision for seal • Self retaining plastic screws for lid
Made of dark grey 'VO' Rated ABS

Part Number	Length *L	Width *W	Height *H
26-SR2015	200	150	75

* External Dimensions



Plastic Boxes - ABS Utility Box

High impact ABS plastic • Close fitting interlocking lid • Continuous max. operating temp. 70°C


External mounting brackets

Provision for cable inlet/outlets

Colour: Lightly textured black

Part Number	Length *L	Width *W	Height *H
26-UB1019	82	57	33

* External Dimensions



Plastic Boxes - ABS Connector Box

High impact ABS plastic UL94V0 • Close fitting interlocking lid • External mounting flanges

Designed for PCB with terminal block or connector accessible

Colour: Lightly textured black

Part Number	Length Box	Length Incl. Flange	Width Box	Width Overall	Height *H	Mounting Hole Centres
26-UB9278	92	118	56	78	30	50 x 105

*Outside dimensions of assembled box.



Hammond Boxes

Refer to our **Hammond** catalogue for the extensive range of Hammond Plastic And Diecast Aluminium Boxes. Visit the Hammond site: www.hammondmfg.com
Some of the more popular types stocked by us are shown below:



General Purpose Series 1591

- General purpose IP54 splash proof box
- Integral guides for PCBs
- Sizes range from 85x56x21 to 191x110x57mm
- Flame Retardant rating UL94VO (ABS & Polycarbonate)


Material : General purpose Black or Grey **ABS and Polystyrene** and **Translucent Polycarbonate** in Red, Blue and Clear .



Flanged Lid or Flanged Base ABS Box Series 1591

- General purpose splash proof box
- Integral guides for PCBs
- Sizes range from 85x56x21 to 191x110x57mm
- Allows for easy mounting and access for service

Material: General purpose Black or Grey **ABS and Polystyrene**



Hand Held Box Series 1593 & 1599

- Provision for mounting PCBs
- Protection against dust and splashes
- Designed for a comfortable fit in the users hand
- Sizes range from 66x66x28 to 220x140x40mm
- Accessories include Infrared panel and Belt or Pocket clip

Material: General purpose ABS in Black or Grey



Extruded Aluminium Box Series 1455 & 1457

- Rugged body constructed from extruded aluminium
- Available in clear or black anodized finish in two versions
- Designed to house PC boards or for equipment interfacing
- PC boards mount horizontally by sliding into extruded internal slots
- Two versions offering choice of bezels and panels
- Hardware and self adhesive rubber feet included



Diecast Aluminium Box Series 1590

Designed as electronic instrument enclosure with or without provision for mounting PCBs.

- Rugged, diecast aluminium alloy. Tough yet easy to machine
- Sizes range from 50x50x31 to 192x111x61mm
- Provides for improved EMI / RFI shielding
- Protection against dust & splashing water. Meets IP 54
- Painted version is painted with tough polyester powder
- Assembled with 6-32 x 1/2" machine screws



Flanged Lid or Flanged Base Diecast Box Series 1590

- General purpose splash proof box. Meets IP54
- Sizes range from 50x50x31 to 192x111x61mm
- With or without guides for PCBs
- Rugged, diecast aluminium alloy. Meets IP 54
- Allows for easy mounting and access for service

Endcaps & Plugs



Short Form Introduction

Please refer to our **Calogue SC6-2013** for details of the extensive range of StockCap End Caps and Plugs.



Short Caps SC Series - Flexible Vinyl

Applications

Thread protectors, Tubing end protectors, Cable end seals, Grips, Insulators.

Features

Available in any length from 5mm in 1mm increments, up to around 45mm. Huge range of sizes, colours, lengths and textures.




Long Caps - Flexible Vinyl

Applications

Thread protectors, Tubing end protectors, Cable end seals, Grips, Insulators.

Features

Long caps are available in lengths up to 610mm. Ideal for protecting long bolts or tube ends.



End Caps C Series - Polyethylene

Applications

Tubing, Rods, Pipes and shipping containers. Use C Series End Caps to protect threaded or non-threaded tubing, rods pipe or shipping tubes.

Features

Low Cost. Use on parts with or without threads.



Vinyl Plus Plugs - Flexible Vinyl

Applications

Thread protectors, Shipping protectors, Moisture and contamination barriers, Masks (painting, plating, coating, shot blasting).

Features

More flexible than rigid poly plugs. One size fits several different ports. plugs will not shred, split or crack.



Threaded Caps and Plugs - Polyethylene

Applications - BSP/NPT JIC/UNF


Hydraulic & Pneumatic fittings.

Features

Protect critical threads, prevent interior damage and contamination. Positive seal for low pressure needs.

Endcaps & Plugs - Continued

Refer to our StockCap Catalogue SC6-2013 for the full range of these items.



T – Plugs/Caps - Polyethylene

Applications

A low-cost, effective product to protect tubing ends, threads and ports during shipping and storage. Can be used as a cap or plug.

Features

The tapered design goes on easily and stays put.




Tube Inserts - Polyethylene

Applications

Securely protect and block tubing ends, leaving a good finish.

Features

Round, square and rectangular tube inserts come in various sizes.




Silicone Rubber Caps & Plugs

Applications

Designed specifically for powder coating and E-coating.

Features

Withstand multiple passes through most coating processes. Resists temperatures up to 316°C.



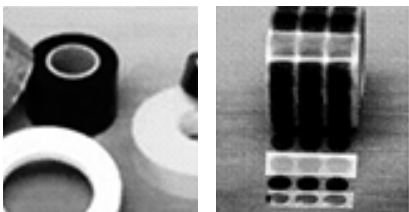
EPDM Rubber Caps & Plugs

Applications

Painting coating, masking and finishing applications.

Features

EPDM Caps & Plugs provide good chemical resistance and an inexpensive alternative to silicone. Temp. to 246°C.



Tape & Discs – Polyester & Kapton

Applications

Polyester and Polyimide Kapton Tapes & Discs are the industry standard for most powder coating and E-coating applications.

Features

Low adhesive tape strips off with no residue.



Assorted Kits


Applications

Service Industries, Product Development, Prototypes

Kits Available

JIC Threaded Plugs & Caps Kit, BSP Threaded Plugs & Caps Kit, 'T' Plug/Cap Kit, End Cap 'C' Series Kit, EPDM Rubber Plugs & Caps Kit, Silicon Plugs & Caps Kit Metric 'O' ring - Plugs and Sealing Caps

Knobs & Handles



Short Form Introduction



Ball Knobs - Duroplast

Applications

Hand operated machines, machinery, equipment.

Features

Moulded threads, threaded brass inserts.

Grooved, smooth, oval. Available in Black and red colours.



Star Knobs - Duroplast

Applications

Hand operated machines, machinery, equipment.

Features

Moulded threads, threaded brass inserts, treated steel inserts, treated steel studs. Range of finger grip shapes.



Hand Wheels - Duroplast

Applications

Hand operated machines, machinery, equipment.

Features

Treated steel inserts.



Handles & Levers

Applications

Hand operated machines, machinery, equipment, cabinets.

Features

Fixed & revolving, tapered, with coloured caps, thru holes, adjustable lever.



Handles & Levers

Applications

Machinery, equipment & furniture.

Features

Treated steel threaded studs

Brass threaded inserts


Stainless steel threaded studs & feet

Available with fixing holes

Reinforced P.A.6 plastic feet

Non skid rubber pads available

Reinforced polyamide tube ends



Caps for Scaffold Tube

Water resistant — protection against moisture and rust.



Hi-Q CAP – Versatile 3 in 1 Cap

Plastic cap designed to fit :

Scaffold tube 48.3mmOD, Waratah Stakes, and
Reinforcing bar Sizes D10, D12, D16.

Bright Yellow for visibility, UV Stabilised LLDPE

Easy to fit cap that protects people from injury, and buildings from damage

Available in Yellow, Black, Orange and Green

14-CPP483HIQ



DOMED TOP

Tube insert fits 48.3mm OD scaffold tube.

Fits also thick wall Aluminium Tube

Available in Black polyethylene plastic

14-NPRD48/2F



HEMISPHERE HEAD

Tube insert with full hemisphere head

Fits 48.3mm OD tube.

Provides good protection and decorative finish to the tube end.

Available in black polyethylene plastic.

14-NPRD48HF



FLAT TOP

Tube insert fits 48.3mm OD

Scaffold tube

Black Polyethylene - also available
in Yellow.

14-NPRD48HIQ



M12 Thread protection

Caps Protect exposed

M12 threads on

Tube & Clip

Available in Yellow, Orange
and Green

14-CPP13025



Visipak - Tubes / Mail Tubes

Water resistant — protection against moisture and rust.

Clear Plastic Tubes are great for a wide variety of items, including cutting tools, nuts & screws, welding rods, bearings, and screwdrivers,

The rugged PETG material maintains its shape, will not split or crack under typical use. Provides safe transportation and storage for sharp tools.

Clear Plastic Mailing Tubes are light weight and water resistant. Ideal for coloured leaflets. Caps come complete with tubes.



Clear Plastic Tubes 14-VHW



Mailing Tub 14-VMT



Part Number	Type	Nominal Size	ID x Length	Wall
14-VHW04	PETG	3/16" x 4'	4.93 x 1219mm	Heavy
14-VHW06	PETG	1/4 x 4'	7.09 x 1219mm	Heavy
14-VHW09	PETG	3/8" x 4'	10.19 x 1219mm	Heavy
14-VHW13	PETG	1/2" x 4'	13.41 x 1219mm	Heavy
14-VHW16	PETG	5/8 x 4'	17.73 x 1219mm	Heavy
14-VHW19	PETG	3/4" x 4'	20.17 x 1219mm	Heavy
14-VHW22	PETG	7/8" x 4'	23.67 x 1219mm	Heavy
14-VHW25	PETG	1" x 4'	27.61 x 1219mm	Heavy
14-VHW28	PETG	1-1/8 x 4'	30.56 x 1219mm	Heavy
14-VHW32	PETG	1-1/4 x 4'	34.42 x 1219mm	Heavy
14-VHW35	PETG	1-3/8 x 4'	36.32 x 1219mm	Heavy
14-VHW38	PETG	1-1/2" x 4'	41.55 x 1219mm	Heavy
14-VHW41	PETG	1-5/8" x 4'	43.03 x 1219mm	Heavy
14-VHW44	PETG	1-3/4" x 4'	45.82 x 1219mm	Heavy
14-VHW51	PETG	2" x 4'	52.17 x 1219mm	Heavy
14-VHW57	PETG	2-1/4 x 4'	58.52 x 1219mm	Heavy
14-VHW63	PETG	2-1/2" x 4'	64.87 x 1219mm	Heavy
14-VHW69	PETG	2-3/4 x 4'	70.46 x 1219mm	Heavy
14-VHW76	PETG	3" x 4'	78.00 x 1219mm	Heavy
14-VHW89	PETG	3-1/2" x 4'	90.32 x 1219mm	Heavy
14-VHW102	PETG	4" x 4'	100.66 x 1219mm	Thin

Visipak Mailing Tubes – Including Caps

Part Number	Type	Nominal Size	ID x Length	Wall
14-VMT32	PETG	1¼" x 8.75"	31.75 x 222mm	Medium
14-VMT51	PETG	2" x 12"	50.8 x 305mm	Medium
14-VMT76	PETG	3" x 24"	76.20 x 609mm	Medium



Visipak - Caps & Plugs - Reference Chart

Rugged vinyl Tuff Pak Caps are ideal for packaging and mailing tube applications, provide snug fit.

Other caps and plugs available from stock

- Clear Cap, Hanger Cap, Poly Plug, Pull -Tab Plug, and Tuff Pak Cap

Part Number	Type	Diameter (fit into tube)	Colour
14-VCC102	Plastic	4"(101.6mm)	Clear
14-VCC25	Plastic	1"(25.4mm)	Clear
14-VCC51	Plastic	2"(50.8mm)	Clear
14-VCC63	Plastic	2-1/2"(63.5mm)	Clear
14-VCC76	Plastic	3"(76.2mm)	Clear
14-VCC89	Plastic	3-1/2"(88.9mm)	Clear
14-VHC25R	Vinyl	1"(25.4mm)	Red
14-VPP51	Plastic	2"(50.8mm)	Black
14-VPP63	Plastic	2-1/2"(63.5mm)	Black
14-VPTP102	Plastic	4"(101.6mm)	White
14-VTPC102B	Vinyl	4"(101.6mm)	Black
14-VTPC102R	Vinyl	4"(101.6mm)	Red
14-VTPC25R	Vinyl	1"(25.4mm)	Red
14-VTPC51R	Vinyl	2"(50.8mm)	Red
14-VTPC63R	Vinyl	2-1/2"(63.5mm)	Red
14-VTPC76B	Vinyl	3"(76.2mm)	Black
14-VTPC76R	Vinyl	3"(76.2mm)	Red
14-VTPC89B	Vinyl	3-1/2"(88.9mm)	Black
14-VCC06	Plastic	1/4" (6.35mm)	Clear
14-VCC09	Plastic	3/8" (9.52mm)	Clear
14-VCC13	Plastic	1/2" (12.7mm)	Clear
14-VCC19	Plastic	3/4" (19.05mm)	Clear
14-VCC32	Plastic	1-1/4" (31.75mm)	Clear
14-VCC38	Plastic	1-1/2" (38.10mm)	Clear
14-VHC13R	Vinyl	12.7mm	Red
14-VHC19R	Vinyl	19.05mm	Red
14-VHC32B	Vinyl	31.75mm	Black
14-VHC51R	Vinyl	50.80mm	Red
14-VTPC32B	Vinyl	31.75mm	Black
14-VTPC32R	Vinyl	31.75mm	Red
14-VTPC38B	Vinyl	38.10mm	Black
14-VTPC38R	Vinyl	38.10mm	Red
14-VTPC41B	Vinyl	41.27mm	Black
14-VTPC44B	Vinyl	44.45mm	Black
14-VTPC51B	Vinyl	50.80mm	Black



Clear Cap 14-VCC



Poly Plug 14-VPP



Pull Tab Plug 14-VPTP



Tuff Pak Caps 14-VTPC



Hanger Caps 14-VHC

Visipak - Caps & Plugs - Reference Chart

Reference Chart for Visipak Clear Tube Caps/Plugs

Tube ID mm	Heavy Wall Clear Tube	Clear Caps	Hanger Plugs (Black)	Pull-Tab Plugs (White)	Poly Plugs (Black)	Tuff Pak Caps (Black/Red)	Vinyl Caps (Black)	Hanger Cap (Black/Red)	T Plugs (Red)
4.93	14-VHW04	-	-	-	14-VPP04	14-VTPC04	-	-	-
7.09	14-VHW06	14-VCC06	-	-	14-VPP06	14-VTPC06	14-CVSC07	-	14-T020
10.19	14-VHW09	14-VCC09	-	-	14-VPP09	14-VTPC09	-	14-VHC13R	-
13.41	14-VHW13	14-VCC13	14-VHP13	-	14-VPP13	14-VTPC13	14-CVSC14	14-VHC13B	14-T075
17.73	14-VHW16	-	-	-	14-VPP15	14-VTPC15	-	-	-
20.17	14-VHW19	14-VCC19	14-VHP19	-	14-VPP19	14-VTPC19	14-CVSC20	14-VHC19R	14-T140
23.67	14-VHW22	-	-	-	14-VPP22	14-VTPC22	14-CVSC25	-	14-T163
27.61	14-VHW25	14-VCC25	14-VHP25	-	14-VPP25	14-VTPC25R	-	14-VHC25R	14-T185
30.56	14-VHW28	-	-	-	-	14-VTPC28	-	-	-
34.42	14-VHW32	14-VCC32	14-VHP32	-	14-VPP32	14-VTPC32B 14-VTPC32R	-	14-VHC32B	-
36.32	14-VHW35	-	-	-	14-VPP35	14-VTPC35	-	-	-
41.55	14-VHW38	14-VCC38	14-VHP38	-	14-VPP38	14-VTPC38R 14-VTPC38B	14-CVSC42	14-VHC38	14-T250
43.03	14-VHW41	-	-	-	-	14-VTPC41B	14-CVSC45	-	14-T255
45.82	14-VHW44	14-VCC44	-	-	14-VPP44	14-VTPC44	14-CVSC47	14-VHC44	14-T270
52.17	14-VHW51	14-VCC51	14-VHP51	-	14-VPP51	14-VTPC51B 14-VTPC51R	-	14-VHC51R	14-T295
58.52	14-VHW57	14-VCC57	-	-	14-VPP57	14-VTPC57	-	-	-
64.87	14-VHW63	14-VCC63	14-VHP63	-	14-VPP63	14-VTPC63R	-	14-VHC63	14-T335
70.46	14-VHW69	14-VCC69	-	-	14-VPP69	14-VTPC69	-	-	-
78.00	14-VHW76	14-VCC76	14-VHP76	-	14-VPP76	14-VTPC76B 14-VTPC76R	-	14-VHC76	14-T370
90.32	14-VHW89	14-VCC89	-	-	14-VPP89	14-VTPC89B	-	-	14-T395
100.66	14-VTW102 (Thin Wall)	14-VCC102	-	14-VPTP102	-	14-VTPC102B 14-VTPC102R	-	-	14-T070

Note 1: Items showed bold are products stocked, other items subject to lead time & MOQ .

Note 2: Poly Plugs only fit Thin and Medium

VISIPAK - NEW STOCK - Mail Tubes / Candy / Golf Tubes

Water resistant — protection against moisture and rust.

Clear Plastic Tubes are great for a wide variety of items, including screws, welding rods, bearings, and screwdrivers.

Water resistant - Protection against moisture and rust.

The rugged PETG material maintains its shape, will not split or crack under typical use.

Provides safe transportation and storage for sharp tools.

Clear Plastic Mailing Tubes are light weight and water resistant. Ideal for coloured leaflets. Caps come complete with tubes.


Visipak Mailing Tubes- Including Caps

Part Number	Type	Nominal Size	ID x Length	Wall
14-VMT32	PETG	1¼" x 8.75"	31.75 x 222mm	Medium
14-VMT51	PETG	2" x 12"	50.8 x 305mm	Medium
14-VMT76	PETG	3" x 24"	76.2 x 609mm	Medium



Visipak Candy - Candy Containers - incl. base & clear top cap

Part Number	Type	Nominal Size	ID x Length	Wall
14-VFGT28	PETG	1" X 10"	27.8mm X 258MM	Medium
14-VFGT42	PETG	1-1/2" X 10"	41.75mm X 258mm	Medium
14-VFGT53	PETG	2" X 10"	52.6mm X 258mm	Medium



Visipak Golf Ball Containers - permanently sealed clear bottom

Part Number	Type	Nominal Size	ID x Length	Wall
14-VGBC95	PETG	1.75" X 3.75"	44.45mm X 95.25mm	Medium
14-VGBC95	PETG	1.75" x 5.5"	44.45mm X 139.7mm	Medium



SKB Cases - 3i Series

Watertight / dust proof design, Tongue and groove construction, O-Ring seal for IP-67
Automatic ambient pressure equalisation valve
Impact Strength polypropylene
Extra wide carry handle
Trigger latches
Padlock hasps

Part Number	Inside inches L" x W" x H"	Inside mm L x W x H	Interior	Pull Handle/ Wheels
63-3I-0907-4B-C	9.5 x 7.38 x 4.13	241x187x105	Cubed	
63-3I-0907-6B-C	9.38 x 7.38 x 6.13	238x187x156	Cubed	
63-3I-0907-6B-E	9.38 x 7.38 x 6.13 x 6.13	238x187x156	Empty	
63-3I-1209-4B-C	12 x 9 x 4.5	305x228x114	Cubed	
63-3I-1510-6B-C	15 x 10 x 5.5	381x254x140	Cubed	
63-3I-1610-5B-C	16 x 10 x 5.5	406x254x140	Cubed	
63-3I-1711-6B-C	17 x 11.5 x 6	432x292x152	Cubed	
63-3I-1711-6B-L	17 x 11.5 x 6	432x292x152	Layered	
63-3I-1813-5B-C	18 x 13 x 4.75	457x330x120	Cubed	
63-3I-1813-5B-L	18 x 13 x 4.75	457x330x120	Layered	
63-3I-1813-5B-N	18 x 13 x 4.75	457x330x120	Laptop	
63-3I-1813-7B-C	18.5 x 13 x 7	470x330x178	Cubed	
63-3I-1914-8B-C	18.5 x 13 x 7	470x330x178	Cubed	Yes
63-3I-2011-7B-C	20.5 x 11.5 x 7.5	521x292x190	Cubed	Yes
63-3I-2011-8B-C	20.4 x 11.4 x 8	518x289x203	Cubed	
63-3I-2015-10BC	20.5 x 15.5 x 10.0	521x393x254	Cubed	Yes
63-3I-2015-10BE	20.5 x 15.5 x 10.0	521x393x254	Empty	Yes
63-3I-2015-7B-C	20.5 x 15.5 x 7.5	521x393x190	Cubed	
63-3I-2217-10BC	20.5 x 17 x 10.5	521x432x266	Cubed	
63-3I-2217-8B-C	20.5 x 17 x 8	521x432x203	Cubed	
63-3I-2317-14BC	23 x 17 x 14	584x432x355	Cubed	Yes
63-3I-2918-10BC	29 x 18 x 10.85	736x457x275	Cubed	
63-3I-2918-14BC	29 x 18 x 14	736x457x355	Cubed	Yes
63-3I-3614-6B-L	36.5 x 14.5 x 6	927x355x152	Layered	
63-3I-4214-5B-L	42.5 x 14.5 x 5.5	1079x368x140	Layered	Yes
63-3I-5014-6B-L	50.5 x 14.5 x 6	1282x368x152	Layered	Yes
63-3I-5014-DR	50.5 x 14.5 x 6	1282x368x152	Double Rifle	



Accessories

Part Number	Type
63-3I-PMCK	Panel Mount Clip Kit for SKB Case
63-3I-TSA-1	Locking latch for 907
63-3I-TSA-2	Locking latch for 1209 / 1711 / 1813
63-3I-TSA-3	Locking latch for 1610 / 1914 / 2011 / 4214etc

Fischer Storage Boxes

Uses/ Features

- For the handyman - stores nails, screw,bolts, nuts and washers
- For the tradesman - stores and protects all small parts and components
- For the home - stores sewing needs and accessories


Material

- Made from co-polymer
- Clear colour

Part Number	Size	Compartments	Colour
26-1H-038	195 x 157 x 48mm	6	Clear
26-1H-090	310x200x80mm	3	Clear
26-1H-095	310 x 200 x 80mm	6	Clear
26-1H-098	350 x 270 x 100mm	8	Clear
26-1H-093	310 x 200 x 48mm	12	Clear
26-1H-039	195 x 155 x 45mm	14	Clear
26-1H-094	275 x 80 x 40 mm	18	Clear




**6 Compartment
storage 26-1H-038**



**6 Compartment
storage 26-1H-095**



**8 Compartment
storage 26-1H-098**



**12 Compartment
storage 26-1H-093**



**14 Compartment
storage 26-1H-039**



**18 Compartment
storage 26-1H-094**

Properties and Materials

While the descriptions and information contained below are presented in good faith and believed to be accurate it is provided for guidance only. Because many factors affect application and use we recommend that you make tests to determine the suitability of a product for your particular purpose prior to use.

Nylon 6/6 Polyamide

General purpose nylon 6/6 has good toughness, tensile strength and resistance to creep, particularly in the high temperature range. Nylon has excellent wear properties, low coefficient of friction and exceptional chemical resistance particularly to aromatic hydrocarbons, greases and oils. Nylon is a hygroscopic material. Moisture acts as a plasticizer reducing the tensile strength/ stiffness and increasing elongation/ impact strength/ energy absorbing characteristics. Outdoor weathering can be improved by the addition of carbon black. Nylon will perform well in long range service in most applications at temperatures as high as 85° C. The natural colour is translucent off white.

Nylon 6/6 Heat Stabilized

Nylon heat stabilized has the same mechanical properties as general purpose nylon 6/6 with the additional advantage of heat stabilization. This material will withstand 121°C in long range service in most applications. Most stock items are black.

Nylon 6/6 Flame Retardant

Flame retardant nylon 6/6 has similar properties to general purpose nylon 6/6 with flame retardant additives for UL94V0 rating.

Nylon 6/6 30% Glass Reinforced

Nylon 6/6 33% glass reinforced has outstanding property improvements over un-reinforced compositions. Improvements include greater tensile strength, deflection temperature, shear strength, improved creep resistance, better dimensional stability, lower moisture absorption and thermal expansion. The good wear resistance, electrical properties and low coefficient of friction of un-reinforced nylon 6/6 are retained. Nylon 33% glass reinforced is opaque tan in colour.

Nylon 46 Polyamide

Nylon 46 is a high temperature nylon which bridges the price performance gap between traditional nylons and high performance materials. It has excellent short and long term heat resistance, high stiffness at elevated temperatures, high creep resistance, outstanding toughness, excellent fatigue behaviour, good chemical resistance and higher continuous use temperature. Nylon 46 is translucent off white in colour.

Acetal Copolymer (POM)

Acetal resins have strength, stiffness and hardness over a wide range of temperatures, humidity environments and stress. Acetal absorbs little water minimising the effect of moisture on its physical properties. Acetal resists neutral oils, grease, petroleum based fuels, many organic solvents and alkalis. Oxidizing agents and acids, organic and inorganic, with a PH less than 4 will attack acetals. Acetal is widely used in plumbing and irrigation because it resists scale build-up and has excellent thread strength.

High Density Polyethylene (HDPE)

Polyethylene is among the lowest density plastics and therefore is one of the lowest cost per volume. High density polyethylene has good toughness, excellent electrical properties and chemical resistance, good low temperature brittleness and very low water absorption. Polyethylene is essentially inert, unaffected by strong and weak acids, alkalis, detergents, alcohols and ketones. Polyethylene has low tensile strength and is subject to considerable creep and stress relaxation under load. Polyethylene will swell with chlorinated and aromatic hydrocarbons including gasoline and oils.

Polycarbonate (PC)

Polycarbonate is one of the toughest, most dimensionally stable thermoplastics over a wide temperature range. Polycarbonate has exceptionally high impact strength. It is unaffected by water below 60° C and can be used in boiling water on a limited basis. It is unaffected by greases, oils, detergents, aliphatic hydrocarbons, most mineral acids and the higher alcohols. It is attacked by chlorinated hydrocarbons and most aromatic solvents, esters and ketones. Polycarbonate has white water transparency with a 90% light transmission.

Polypropylene (PP)

Polypropylene has a good combination of rigidity and toughness at elevated temperatures, can be steam sterilized, good abrasion resistance and low coefficient of friction, non-hygroscopic, excellent electrical properties, unique flex properties, good chemical resistance without stress cracking, PP has one of the lowest densities and a high surface gloss. It has excellent chemical resistance to dilute acids, concentrated acids (except oxidising acids) alkalis, alcohols and detergents. PP resists aromatic hydrocarbons, chlorinated hydrocarbons, greases and oils at room temperature but it is attacked at about 60° C.

Miscellaneous Data

Important: The data and information listed below is provided for guidance only and shall not be used to establish specification limits or used alone as the basis of design. We recommend that you make tests to determine the suitability of a product, for a particular purpose, prior to use.

Raw Materials

Mechanical Property	psi	ASTM Test	Unit	Nylon 6/6	Nylon 6/6 Flame Retarded	Nylon 6/6 Glass Filled	Acetal Copolymer	PVC	Polycarbonate	Polyethylene	Polypropylene
Tensile Strength	-	D638	psi	12,000	11,600	28,000	8,800	6,200	10,300	3,200	4,700
Flexural Modulus	-	D790	psi	410,000	520,000	1,300,000	375,000	350,000	350,000	120,000	210,000
Izod Impact	-	D756	ft lbs/in	1	1.5	2.2	1.3	17.0	16	5	0.6
Deflection Temp.	66	D648	°C	221	224	257	158	137	135	-	104
	264	D648	°C	71	91	252	110	129	127	-	49
Dielectric Strength	-	D149	Volts/mil	400	00	400	500	690	420	-	425
Volume Resistivity	-	D257	ohm/cm	10 ¹⁴	10 ¹³	10 ¹⁴	10 ¹⁴	-	2x10 ¹⁷	-	-
Water Absorption	-	D570	% 24 hrs	1.5	2.6	1	0.22	-	0.15	-	0.3
Flammability Rating	-	BUL94	-	94V2	94V0	94HB	94HB	94VO	94V2	-	-
Melting Point	-	D789	°C	260	243	263	165	-	154	-	160

Nylon Machine Screws

Size	Ultimate Torque	Before Deformation	Tensile Test Max. Torque		Double Shear	
			Yield	Break	Yield	Break
M2 X 0.4	No Test	No Test	7 N.	N/B	116 N.	89 N.
M2.5 X 0.45	No Test	No Test	9 N.	N/B	169 N.	156 N.
M3 X 0.5	.32 Nm.	.20 .26 Nm.	22 N.	N/B	329 N.	294 N.
M3.5 X 0.6	.43 Nm.	.28 .34 Nm.	53 N.	N/B	405 N.	378 N.
M4 X 0.7	.45 Nm.	.36 .43 Nm.	214 N.	N/B	636 N.	600 N.
M5 X 0.8	.93 Nm.	.73 .79 Nm.	271 N.	N/B	1134 N.	1081 N.
M6 X 1.0	1.83 Nm.	1.41 – 1.47Nm.	845 N.	912 N.	1877 N.	1806 N.
M8 X 1.25	3.39 Nm.	2.45 – 2.82Nm.	1.677 N.	1744 N.	3034 N.	2980 N.
M10 X 1.50	5.31 Nm.	4.52 4.86Nm.	2749 N.	N/B	5280 N.	5026 N.

Nylon Hex Nuts

Size	Tensile	Ultimate Torque
M2	No Test	No Test
M2.5	135.23 N	No Test
M3	142.34 N	No Test
M3.5	369.20 N	2.3 cm/Kg
M4	451.94 N	4.5 cm/Kg
M5	940.35 N	8.3 cm/Kg
M6	1556.65 N	17.6 cm/Kg
M8	2597.76 N	56.2 cm/Kg
M10	6283.11 N	89.9 cm/Kg

All product descriptions and specifications are subject to change without notice.

Notes: